

Microsoft

Exam Questions AZ-104

Microsoft Azure Administrator



NEW QUESTION 1
HOTSPOT - (Topic 5)

You have an Azure subscription that contains the vaults shown in the following table.

Name	Type
Backup1	Backup vault
Recovery1	Recovery Services vault

You create a storage account that contains the resources shown in the following table.

Name	Type
cont1	Blob container
share1	File share

To which vault can you back up cont1 and share1? To answer, select the appropriate options in the answer area. NOTE: Each correct answer is worth one point.

Answer Area

cont1:

Backup1 only

Backup1 only

Recovery1 only

Backup1 or Recovery1

Cannot be backed up to Backup1 or Recovery1

share1:

Recovery1 only

Backup1 only

Recovery1 only

Backup1 or Recovery1

Cannot be backed up to Backup1 or Recovery1

- A. Mastered
- B. Not Mastered

Answer: A

Explanation:
Answer Area

cont1:

Backup1 only

Backup1 only

Recovery1 only

Backup1 or Recovery1

Cannot be backed up to Backup1 or Recovery1

share1:

Recovery1 only

Backup1 only

Recovery1 only

Backup1 or Recovery1

Cannot be backed up to Backup1 or Recovery1

NEW QUESTION 2
- (Topic 5)

You have an Azure subscription that contains two Log Analytics workspaces named Workspace 1 and Workspace? and 100 virtual machines that run Windows Server.

You need to collect performance data and events from the virtual machines. The solution must meet the following requirements:

- Logs must be sent to Workspace! and Workspace?
- All Windows events must be captured
- All security events must be captured.

What should you install and configure on each virtual machine?

- A. the Azure Monitor agent
- B. the Windows Azure diagnostics extension (WAD)
- C. the Windows VM agent

Answer: A

Explanation:
<https://learn.microsoft.com/en-us/azure/azure-monitor/agents/agents-overview> Azure Monitor Agent (AMA) collects monitoring data from the guest operating system of Azure and hybrid virtual machines and delivers it to Azure Monitor for use by features, insights, and other services, such as Microsoft Sentinel and

Microsoft Defender for Cloud. Azure Monitor Agent replaces all of Azure Monitor's legacy monitoring agents.


NEW QUESTION 3

- (Topic 5)

You have an Azure subscription that contains the resources in the following table.

Name	Type	Details
VNet1	Virtual network	<i>Not applicable</i>
Subnet1	Subnet	Hosted on VNet1
VM1	Virtual machine	On Subnet1
VM2	Virtual machine	On Subnet1

VM1 and VM2 are deployed from the same template and host line-of-business applications accessed by using Remote Desktop. You configure the network security group (NSG) shown in the exhibit. (Click the Exhibit button.)

→ Move  Delete

Resource group [\(change\)](#)
ProductionRG

Location
North Europe

Subscription [\(change\)](#)
Production subscription

Subscription ID
14d26092-8e42-4ea7-b770-9dcef70fb1ea





Tags [\(change\)](#)
[Click here to add tags](#)

Security rules
1 inbound, 1 outbound





Associated with
0 subnets, 0 network interfaces

⌆

Inbound security rules

PRIORITY	NAME	PORT	PROTOCOL	SOURCE	DESTINATION	ACTION
1500	Port_80	80	TCP	Internet	Any	 Deny ...
65000	AllowVnetInBound	Any	Any	VirtualNetwork	VirtualNetwork	 Allow ...
65001	AllowAzureLoadBalancerInBound	Any	Any	AzureLoadBalancer	Any	 Allow ...
65500	DenyAllBound	Any	Any	Any	Any	 Deny ...

Outbound security rules

PRIORITY	NAME	PORT	PROTOCOL	SOURCE	DESTINATION	ACTION
1000	DenyWebSites	80	TCP	Any	Internet	 Deny
65000	AllowVnetOutBound	Any	Any	VirtualNetwork	VirtualNetwork	 Allow ...
65001	AllowInternetOutBound	Any	Any	Any	Internet	 Allow ...
65500	DenyAllOutBound	Any	Any	Any	Any	 Deny ...

You need to prevent users of VM1 and VM2 from accessing websites on the Internet. What should you do?

- A. Associate the NSG to Subnet1.
- B. Disassociate the NSG from a network interface.
- C. Change the DenyWebSites outbound security rule.
- D. Change the Port_80 inbound security rule

Answer: A

Explanation:

Outbound rule “DenyWebSites” is setup correctly to block outbound internet traffic over port 80. In the screenshot it states, "Associated with: 0 subnets, 0 NIC's", so you need to associate the NSG to Subnet1.You can associate or dissociate a network security group from a NIC or Subnet. Reference: <https://docs.microsoft.com/en-us/azure/virtual-network/manage-network-security-group>

NEW QUESTION 4

HOTSPOT - (Topic 5)

You have an Azure subscription that contains an Azure Storage account named storage1 and the users shown in the following table.

Name	Member of
User1	Group1
User2	Group2
User3	Group1

You plan to monitor storage1 and to configure email notifications for the signals shown in the following table.

Name	Type	Users to notify
Ingress	Metric	User1 and User3 only
Egress	Metric	User1 only
Delete storage account	Activity log	User1, User2, and User3
Restore blob ranges	Activity log	User1 and User3 only

You need to identify the minimum number of alert rules and action groups required for the planned monitoring.
 How many alert rules and action groups should you identify? To answer, select the appropriate options in the answer area.
 NOTE: Each correct selection is worth one point.

Alert rules:

▼

1

2

3

4

Action groups:

▼

1

2

3

4

- A. Mastered
- B. Not Mastered

Answer: A

Explanation:

Box 1 : 4
 As there are 4 distinct set of resource types (Ingress, Egress, Delete storage account, Restore blob ranges), so you need 4 alert rules. In one alert rule you can't specify different type of resources to monitor. So you need 4 alert rules.
 Box 2 : 3
 There are 3 distinct set of "Users to notify" as (User 1 and User 3), (User1 only), and (User1, User2, and User3). You can't set the action group based on existing group (Group1 and Group2) as there is no specific group for User1 only. So you need to create 3 action group.

NEW QUESTION 5
 HOTSPOT - (Topic 5)

You have an Azure subscription that contains the container images shown in the following table.

Name	Operating system
Image1	Windows Server
Image2	Linux

You plan to use the following services:

- Azure Container Instances
- Azure Container Apps
- Azure App Service

In which services can you run the images? To answer, select the options in the answer area.
 NOTE: Each correct answer is worth one point.

Answer Area



- A. Mastered
B. Not Mastered

Answer: A

Explanation:

Image 1: Azure Container Apps only. image 2: Azure Container Instances, Azure Container Apps, and App Services.

The images you have in your Azure subscription are different types of container images that can run on different Azure services. A container image is a package of software that includes everything needed to run an application, such as code, libraries, dependencies, and configuration files. Container images are portable and consistent across different environments, such as development, testing, and production.

Azure Container Instances is a service that allows you to run containers directly on the Azure cloud, without having to manage any infrastructure or orchestrators. You can use Azure Container Instances to run any container image that is compatible with the Docker image format and follows the Open Container Initiative (OCI) specification. You can also run Windows or Linux containers on Azure Container Instances.

Azure Container Apps is a service that allows you to build and deploy cloud-native applications and microservices using serverless containers. You can use Azure Container Apps to run any container image that is compatible with the Docker image format and follows the Open Container Initiative (OCI) specification. You can also run Windows or Linux containers on Azure Container Apps.

Azure App Service is a service that allows you to build and host web applications, mobile backends, and RESTful APIs using various languages and frameworks. You can use Azure App Service to run custom container images that are compatible with the Docker image format and follow the App Service Docker image contract. You can also run Windows or Linux containers on Azure App Service.

NEW QUESTION 6

- (Topic 5)

You have an Azure subscription that contains the resources shown in the following table.

Name	Type	Resource group
VNET1	Virtual network	RG1
VM1	Virtual machine	RG1

The Not allowed resource types Azure policy that has policy enforcement enabled is assigned to RG1 and uses the following parameters:

Microsoft.Network/virtualNetworks Microsoft.Compute/virtualMachines

In RG1, you need to create a new virtual machine named VM2 which is connected to VNET1. What should you do first?

- A. Create an Azure Resource Manager template.
B. Add subnet to VNET1.
C. Remove Microsoft.
D. Network/virtualNetworks from the policy.
E. Remove Microsoft.Compute/virtualMachines from the policy.

Answer: C

Explanation:

To create a new virtual machine named VM2 which is connected to VNET1 in RG1, you need to remove Microsoft.Network/virtualNetworks from the policy. This is because the Not allowed resource types Azure policy denies the deployment of the specified resource types in the scope of the assignment. In this case, the policy is assigned to RG1 and uses the parameters Microsoft.Network/virtualNetworks and Microsoft.Compute/virtualMachines. This means that you cannot create or update any virtual networks or virtual machines in RG1. Therefore, to create VM2 and connect it to VNET1, you need to remove Microsoft.Network/virtualNetworks from the policy parameters. This will allow you to create or update virtual networks in RG1, but still prevent you from creating or updating virtual machines. Alternatively, you can also exclude VNET1 from the policy assignment scope, but this will affect the compliance of the policy for the entire virtual network.

References:

? Not allowed resource types (Deny)

? Create and manage policies to enforce compliance

NEW QUESTION 7

DRAG DROP - (Topic 5)

You have an Azure Active Directory (Azure AD) tenant that has the initial domain name. You have a domain name of contoso.com registered at a third-party registrar.

You need to ensure that you can create Azure AD users that have names containing a suffix of @contoso.com.

Which three actions should you perform in sequence? To answer, move the appropriate cmdlets from the list of cmdlets to the answer area and arrange them in the correct order.

Actions

Configure company branding.

Add an Azure AD tenant.

Verify the domain.

Create an Azure DNS zone.

Add a custom domain name.

Add a record to the public contoso.com DNS zone.



Answer Area



- A. Mastered
- B. Not Mastered

Answer: A

Explanation:

The process is simple:
? Add the custom domain name to your directory
? Add a DNS entry for the domain name at the domain name registrar
? Verify the custom domain name in Azure AD
References: <https://docs.microsoft.com/en-us/azure/dns/dns-web-sites-custom-domain>

NEW QUESTION 8

HOTSPOT - (Topic 5)
Your company purchases a new Azure subscription.
You create a file named Deploy.json as shown in the following exhibit

```
1 {
2   "$schema": "https://schema.management.azure.com/schemas/2015-01-01/deploymentTemplate.json#",
3   "contentVersion": "1.0.0.0",
4   "parameters": {},
5   "variables": {},
6   "resources": [
7     {
8       "type": "Microsoft.Resources/resourceGroups",
9       "apiVersion": "2018-05-01",
10      "location": "eastus",
11      "name": "[concat('RG', copyIndex())]",
12      "copy": {
13        "name": "copy",
14        "count": 3
15      }
16    },
17    {
18      "type": "Microsoft.Resources/deployments",
19      "apiVersion": "2021-04-01",
20      "name": "lockDeployment",
21      "resourceGroup": "RG1",
22      "dependsOn": ["[resourceId('Microsoft.Resources/resourceGroups/', 'RG1')]"],
23      "properties": {
24        "mode": "Incremental",
25        "template": {
26          "$schema": "https://schema.management.azure.com/schemas/2019-04-01/deploymentTemplate.json#",
27          "contentVersion": "1.0.0.0",
28          "parameters": {},
29          "variables": {},
30          "resources": [
31            {
32              "type": "Microsoft.Authorization/locks",
33              "apiVersion": "2016-09-01",
34              "name": "rglock",
35              "properties": {
36                "level": "CanNotDelete"
37              }
38            }
39          ]
40        }
41      }
42    },
43    {
44      "type": "Microsoft.Resources/deployments",
45      "apiVersion": "2021-04-01",
46      "name": "lockDeployment",
47      "resourceGroup": "RG2",
48      "dependsOn": ["[resourceId('Microsoft.Resources/resourceGroups/', 'RG2')]"],
49      "properties": {
50        "mode": "Incremental",
51        "template": {
52          "$schema": "https://schema.management.azure.com/schemas/2019-04-01/deploymentTemplate.json#",
53          "contentVersion": "1.0.0.0",
54          "parameters": {},
55          "variables": {},
56          "resources": [
57            {
58              "type": "Microsoft.Authorization/locks",
59              "apiVersion": "2016-09-01",
60              "name": "rgLock",
61              "properties": {
62                "level": "ReadOnly"
63              }
64            }
65          ]
66        }
67      }
68    }
69  ],
70  "outputs": {}
71 }
```

You connect to the subscription and run the following cmdlet:
New-AzDeployment -Location westus -TemplateFile "deploy.json"
For each of the following statements, select Yes if the statement is true. Otherwise, select No.

Answer Area

Statements	Yes	No
You can deploy a virtual machine to RG1.	<input type="radio"/>	<input type="radio"/>
You can deploy a virtual machine to RG2.	<input type="radio"/>	<input type="radio"/>
You can manually create a resource group named RG3.	<input type="radio"/>	<input type="radio"/>

A. Mastered
B. Not Mastered

Answer: A

Explanation:

Based on the file named Deploy.json and the cmdlet you ran, here are the answers to your statements:

? You can deploy a virtual machine to RG1. = No

? You can deploy a virtual machine to RG2. = No

? You can manually create a resource group named RG3. = Yes Let me explain why:

? The Deploy.json file defines a template for creating a resource group and a virtual machine in Azure. The template has two parameters: resourceGroupName and vmName. The template also has two resources: one for the resource group and one for the virtual machine. The resource group resource has a property called name, which is set to the value of the resourceGroupName parameter. The virtual machine resource has a property called location, which is set to the value of the location parameter of the deployment cmdlet.

? The cmdlet you ran specifies the location as westus and the template file as Deploy.json. However, it does not specify any values for the resourceGroupName and vmName parameters. Therefore, the cmdlet will prompt you to enter those values interactively before creating the deployment.

? If you enter RG1 as the value for the resourceGroupName parameter and VM1 as the value for the vmName parameter, then the cmdlet will create a resource group named RG1 and a virtual machine named VM1 in the westus location. Therefore, you can deploy a virtual machine to RG1.

? However, if you enter RG2 as the value for the resourceGroupName parameter, then the cmdlet will fail with an error. This is because RG2 already exists in your subscription and you cannot create a resource group with the same name as an existing one. Therefore, you cannot deploy a virtual machine to RG2 using this template and cmdlet.

? You can manually create a resource group named RG3 by using another cmdlet: New-AzResourceGroup. This cmdlet takes two parameters: Name and Location. For example, you can run the following cmdlet to create a resource group named RG3 in westus:

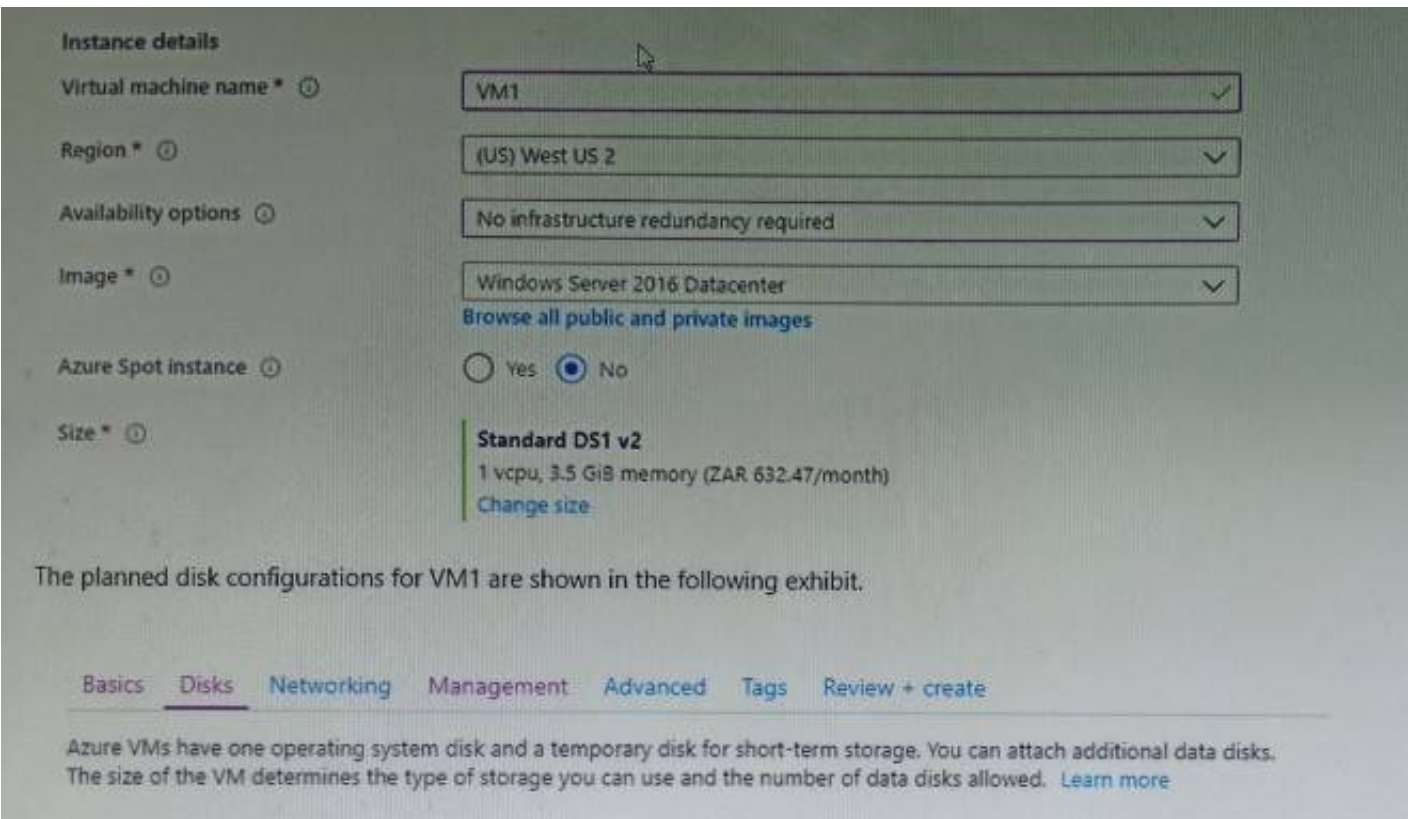
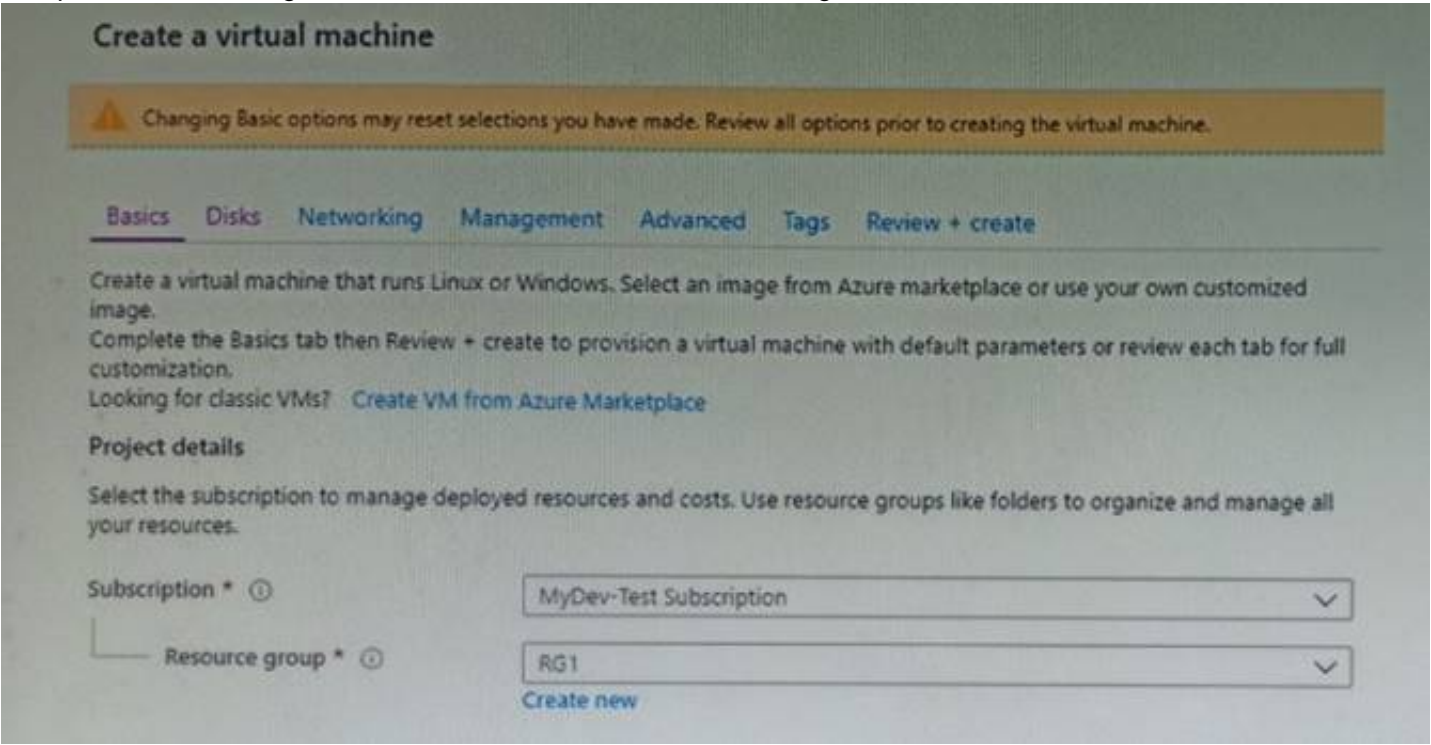
New-AzResourceGroup -Name RG3 -Location westus

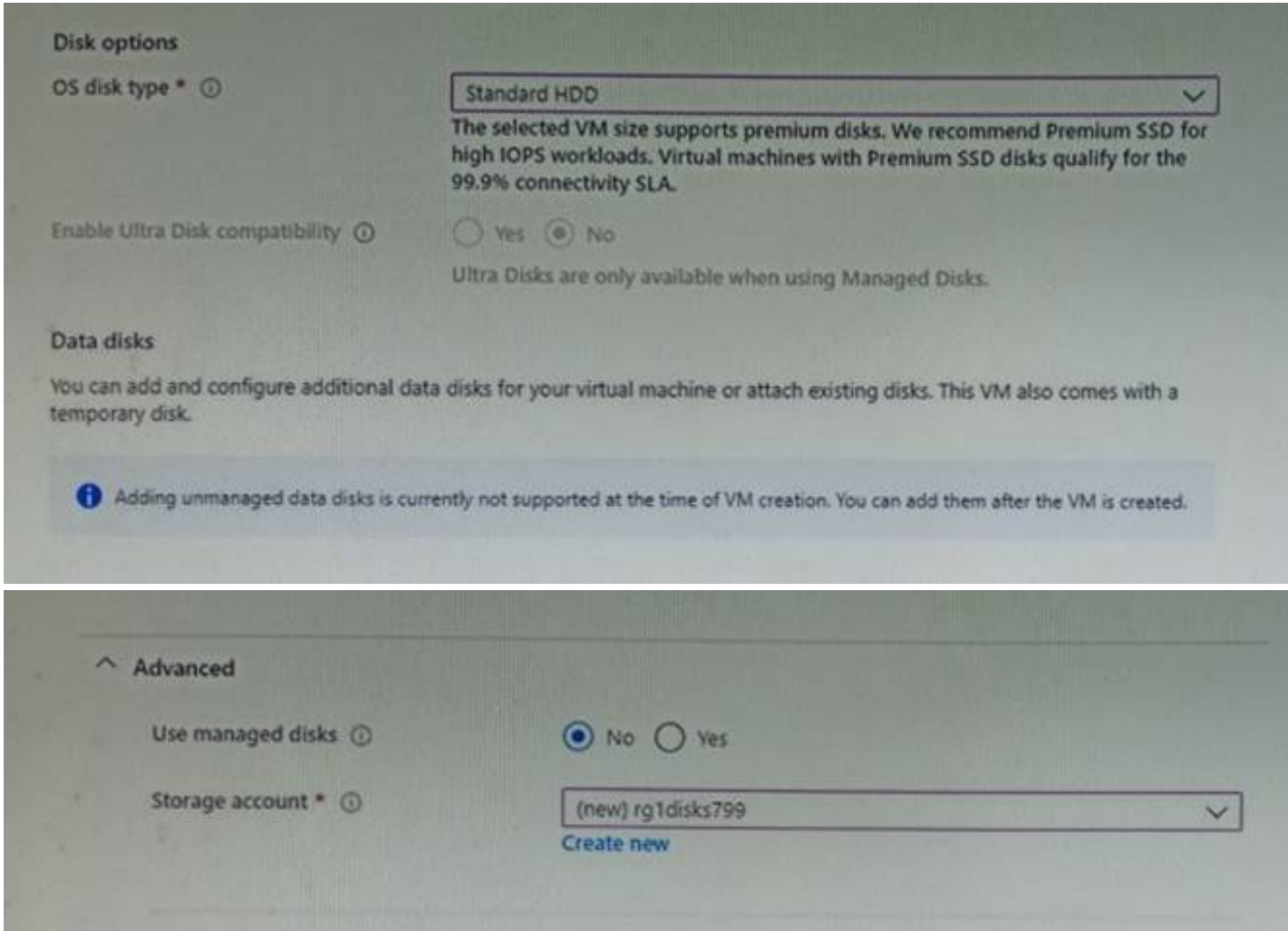
NEW QUESTION 9

- (Topic 5)

You plan to create an Azure virtual machine named VM1 that will be configured as shown in the following exhibit.

The planned disk configurations for VM1 are shown in the following exhibit.





You need to ensure that VM1 can be created in an Availability Zone.
 Which two settings should you modify? Each correct answer presents part of the solution. NOTE: Each correct selection is worth one point.

- A. Use managed disks
- B. Availability options
- C. OS disk type
- D. Size
- E. Image

Answer: AB

Explanation:
<https://docs.microsoft.com/en-us/azure/site-recovery/move-azure-vms-avset-azone> <https://docs.microsoft.com/en-us/azure/virtual-machines/windows/create-portal-availability-zone> <https://docs.microsoft.com/en-us/azure/virtual-machines/manage-availability> <https://docs.microsoft.com/en-us/azure/availability-zones/az-overview#availability-zones>

NEW QUESTION 10

- (Topic 5)
 You have an Azure Active Directory (Azure AD) tenant named contoso.com.
 You have a CSV file that contains the names and email addresses of 500 external users. You need to create a guest user account in contoso.com for each of the 500 external users.
 Solution: You create a Power Shell script that runs the New-MgUser cmdlet for each user. Does this meet the goal?

- A. Yes
- B. NO

Answer: B

Explanation:
<https://learn.microsoft.com/en-us/azure/active-directory/external-identities/tutorial-bulk-invite?source=recommendations>

NEW QUESTION 10

HOTSPOT - (Topic 5)
 You manage two Azure subscriptions named Subscription 1 and Subscription2. Subscription1 has following virtual networks:

Name	Address space	Region
VNET1	10.10.10.0/24	West Europe
VNET2	172.16.0.0/16	West US

The virtual networks contain the following subnets:

Name	Address range	In virtual network
Subnet11	10.10.10.0/24	VNET1
Subnet21	172.16.0.0/18	VNET2
Subnet22	172.16.128.0/18	VNET2

Subscption2 contains the following virtual network:

- Name: VNETA
- Address space: 10.10.128.0/17
- Region: Canada Central

VNETA contains the following subnets:

Name	Address range
SubnetA1	10.10.130.0/24
SubnetA2	10.10.131.0/24

For each of the following statements, select Yes if the statement is true. Otherwise, select No.
NOTE: Each correct selection is worth one point.

Answer Area

Statements	Yes	No
A Site-to-Site connection can be established between VNET1 and VNET2.	<input type="radio"/>	<input type="radio"/>
VNET1 and VNET2 can be peered.	<input type="radio"/>	<input type="radio"/>
VNET1 and VNETA can be peered.	<input type="radio"/>	<input type="radio"/>

Answer:

Answer Area

Statements	Yes	No
A Site-to-Site connection can be established between VNET1 and VNET2.	<input checked="" type="radio"/>	<input type="radio"/>
VNET1 and VNET2 can be peered.	<input checked="" type="radio"/>	<input type="radio"/>
VNET1 and VNETA can be peered.	<input type="radio"/>	<input checked="" type="radio"/>

- A. Mastered
- B. Not Mastered

Answer: A

NEW QUESTION 12

- (Topic 5)
You have an Azure subscription that contains the resources shown in the following table.

Name	Type	Description
VNET1	Virtual network	Azure region: East US Contains the following subnets: <ul style="list-style-type: none">• Subnet1: 172.16.1.0/24• Subnet2: 172.16.2.0/24• Subnet3: 172.16.3.0/24
VNET2	Virtual network	Azure region: West US Contains the following subnets: <ul style="list-style-type: none">• DemoSubnet1: 172.16.1.0/24• RecoverySubnetA: 172.16.5.0/24• RecoverySubnetB: 172.16.3.0/24• TestSubnet1:172.16.2.0/24
VM1	Virtual machine	Connected to Subnet2

You configure Azure Site Recovery to replicate VM1 between the East US and West US regions.
You perform a test failover of VM1 and specify VNET2 as the target virtual network. When the test version of VM1 is created, to which subnet will the virtual machine be connected?

- A. Testsubnet1
- B. RecoverySubnetB
- C. DemoSubnet1
- D. RecoverySubnetA

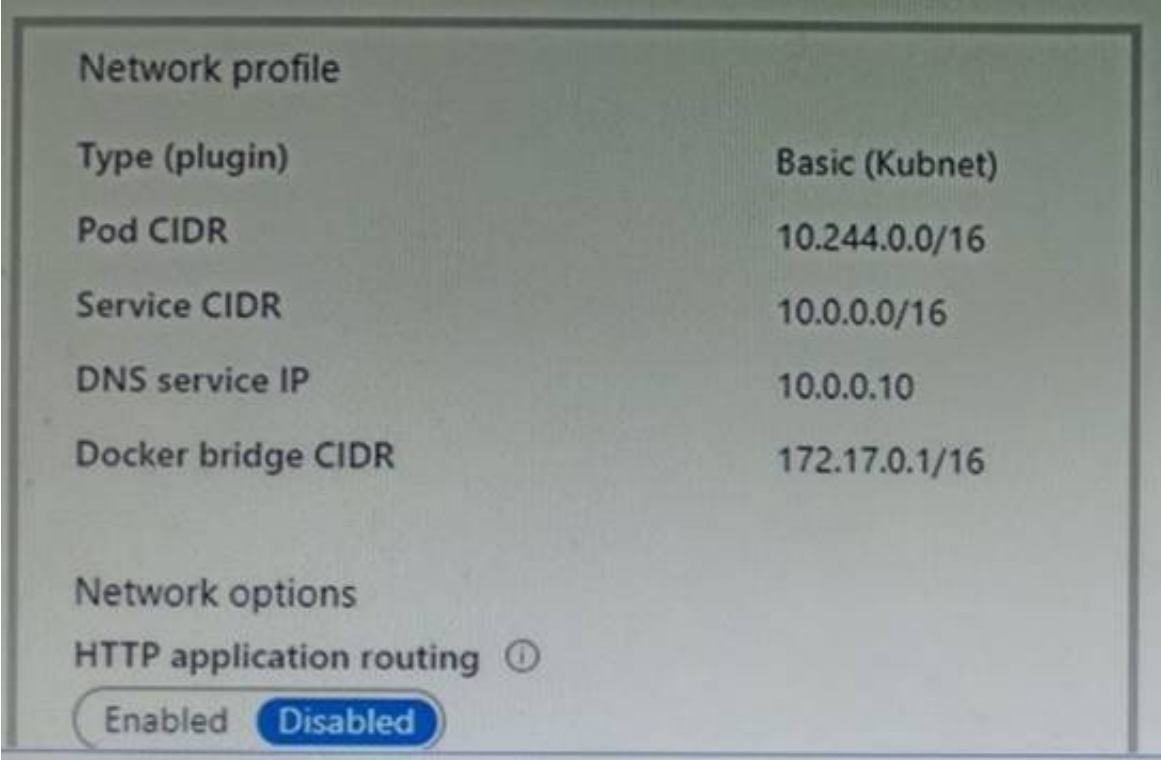
Answer: A

Explanation:

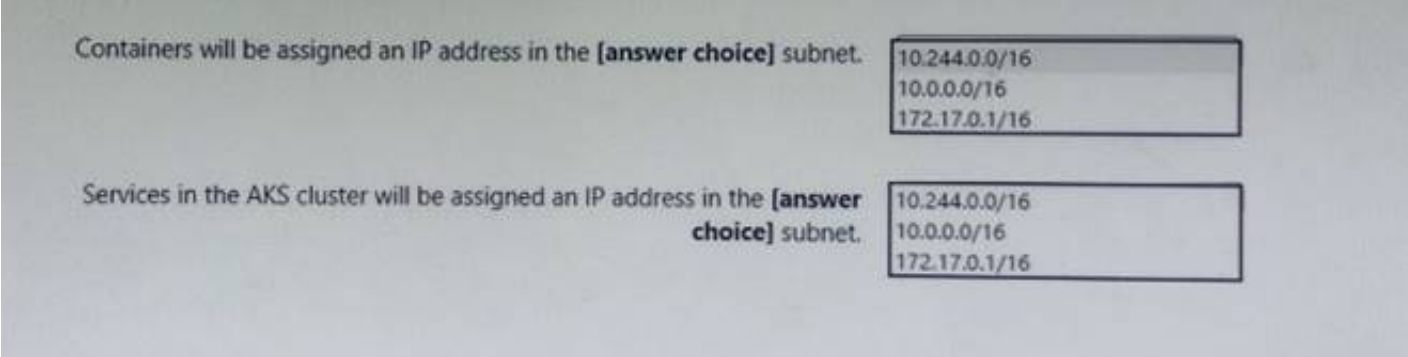
<https://learn.microsoft.com/en-us/azure/site-recovery/azure-to-azure-network-mapping>
 The subnet of the target VM is selected based on the name of the subnet of the source VM.
 - If a subnet with the same name as the source VM subnet is available in the target network, that subnet is set for the target VM.
 - If a subnet with the same name doesn't exist in the target network, the first subnet in the alphabetical order is set as the target subnet.

NEW QUESTION 14

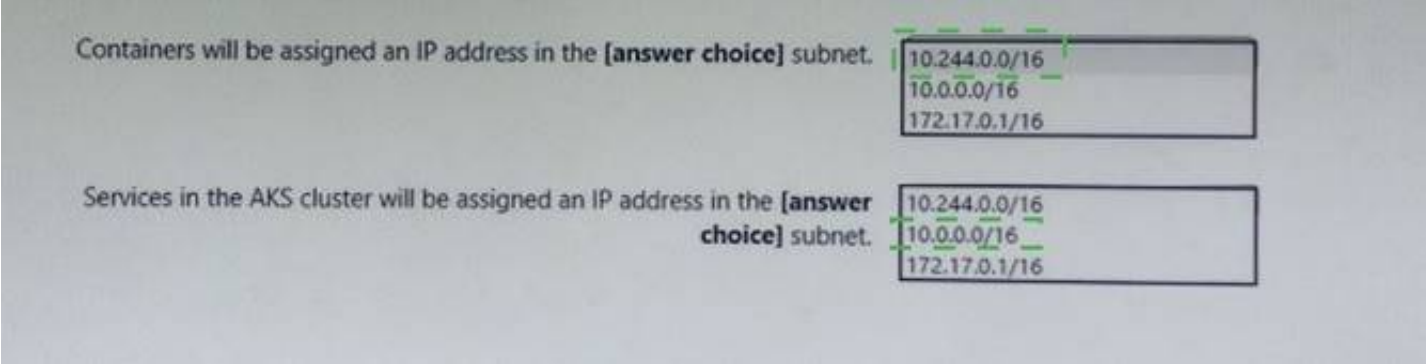
HOTSPOT - (Topic 5)
 You deploy an Azure Kubernetes Service (AKS) cluster that has the network profile shown in the following exhibit.



Use the drop-down menus to select the answer choice that completes each statement based on the information presented in the graphic. NOTE: Each correct selection is worth one point.



Answer:



- A. Mastered
- B. Not Mastered

Answer: A

Explanation:

Box 1 : Containers will get the IP address from the virtual network subnet CIDr which is 10.244.0.0/16
 Box 2 : Services in the AKS cluster will be assigned an IP address in the service CIDR which is 10.0.0.0/16

NEW QUESTION 18

HOTSPOT - (Topic 5)
 You have an Azure subscription named Sub1.
 You plan to deploy a multi-tiered application that will contain the tiers shown in the following table.

Tier	Accessible from the Internet	Number of virtual machines
Front-end web server	Yes	10
Business logic	No	100
Microsoft SQL Server database	No	5

You need to recommend a networking solution to meet the following requirements:

• Ensure that communication between the web servers and the business logic tier spreads equally across the virtual machines.
 • Protect the web servers from SQL injection attacks.
 Which Azure resource should you recommend for each requirement? To answer, select the appropriate options in the answer area. NOTE: Each correct selection is worth one point.

Answer Area

Ensure that communication between the web servers and the business logic tier spreads equally across the virtual machines:

an internal load balancer

an application gateway that uses the Standard tier

an application gateway that uses the WAF tier

an internal load balancer

a network security group (NSG)

a public load balancer

Protect the web servers from SQL injection attacks:

an application gateway that uses the WAF tier

an application gateway that uses the Standard tier

an application gateway that uses the WAF tier

an internal load balancer

a network security group (NSG)

a public load balancer

- A. Mastered
- B. Not Mastered

Answer: A

Explanation:
 Box 1: an internal load balancer
 Azure Internal Load Balancer (ILB) provides network load balancing between virtual machines that reside inside a cloud service or a virtual network with a regional scope.
 Box 2: an application gateway that uses the WAF tier
 Azure Web Application Firewall (WAF) on Azure Application Gateway provides centralized protection of your web applications from common exploits and vulnerabilities. Web applications are increasingly targeted by malicious attacks that exploit commonly known vulnerabilities. Application gateway which uses WAF tier.

NEW QUESTION 21
 HOTSPOT - (Topic 5)
 You have an Azure subscription that contains a resource group named RG1.
 You plan to use an Azure Resource Manager (ARM) template named template1 to deploy resources. The solution must meet the following requirements:

- Deploy new resources to RG1.
- Remove all the existing resources from RG1 before deploying the new resources.

How should you complete the command? To answer, select the appropriate options in the answer area.
 NOTE: Each correct selection is worth one point.

Answer Area

New-AzResourceGroupDeployment -TemplateUri

"https://contoso.com/template1" -TemplateParameterfile

params.json

RG1 -Mode

-Name

-QueryString

-ResourceGroupName

-Tag

All

Complete

Incremental

- A. Mastered
- B. Not Mastered

Answer: A

Explanation:
<https://learn.microsoft.com/en-us/powershell/module/az.resources/new-azresourcegroupdeployment?view=azps-9.3.0#-resourcegroupname> Specifies the name of the resource group to deploy.
<https://learn.microsoft.com/en-us/powershell/module/az.resources/new-azresourcegroupdeployment?view=azps-9.3.0#-mode> Specifies the deployment mode. The acceptable values for this parameter are:
 -Complete: In complete mode, Resource Manager deletes resources that exist in the resource group but are not specified in the template.
 - Incremental: In incremental mode, Resource Manager leaves unchanged resources that exist in the resource group but are not specified in the template.

NEW QUESTION 25
 - (Topic 5)
 You have the Azure virtual networks shown in the following table.

Name	Address space	Subnet	Resource group Azure region
VNet1	10.11.0.0/16	10.11.0.0/17	West US
VNet2	10.11.0.0/17	10.11.0.0/25	West US
VNet3	10.10.0.0/22	10.10.1.0/24	East US
VNet4	192.168.16.0/22	192.168.16.0/24	North Europe

To which virtual networks can you establish a peering connection from VNet1?

- A. VNet2, VNet3, and VNet4
- B. VNet2only
- C. VNet3 and VNet4 only
- D. VNet2 and VNet3 only

Answer: C

NEW QUESTION 28

DRAG DROP - (Topic 5)

You have a windows 11 device named Device1 and an Azure subscription that contains the resources shown in the following table.

Name	Description
VNET1	Virtual network
VM1	Virtual machine that runs Windows Server 2022 and does NOT have a public IP address Connected to VNET1
Bastion1	Azure Bastion Basic SKU host connected to VNET1

Device 1 has Azure PowerShell and Azure Command-Line Interface (CLI) installed. From Device1, you need to establish a Remote Desktop connection to VM1. Which three actions should you perform in sequence? To answer, move the appropriate actions from the list of actions to the answer area and arrange them in the correct order.

Actions

From Azure CLI on Device1, run `az network bastion rdp`.

From Bastion1, enable Kerberos authentication.

From VM1, enable just-in-time (JIT) VM access.

From Bastion1, select **Native Client Support**.

On Device1, run `mstsc.exe`.

Upgrade Bastion1 to the Standard SKU.

Answer Area

>

<

⬆

⬇

- A. Mastered
- B. Not Mastered

Answer: A

Explanation:

<https://learn.microsoft.com/en-us/azure/bastion/connect-native-client-windows>

NEW QUESTION 33

- (Topic 4)

You need to ensure that you can grant Group4 Azure RBAC read-only permissions to all the Azure file shares. What should you do?

- A. On storage1 and storage4, change the Account kind type to StorageV2 (general purpose v2).
- B. Recreate storage2 and set Hierarchical namespace to Enabled.
- C. On storage2, enable identity-based access for the file shares.
- D. Create a shared access signature (SAS) for storage1, storage2, and storage4.

Answer: A

NEW QUESTION 35

DRAG DROP - (Topic 4)

You need to configure the alerts for VM1 and VM2 to meet the technical requirements.

Which three actions should you perform in sequence? To answer, move all actions from the list of actions to the answer area and arrange them in the correct order.

Actions

Configure the Diagnostic settings.

Collect Windows performance counters from the Log Analytics agents.

Create an alert rule.

Create an Azure SQL database.

Create a Log Analytics workspace.

Answer Area

Answer:

Actions

Configure the Diagnostic settings.

Collect Windows performance counters from the Log Analytics agents.

Create an alert rule.

Create an Azure SQL database.

Create a Log Analytics workspace.

Answer Area

Create an alert rule.

Create an Azure SQL database.

Create a Log Analytics workspace.

- A. Mastered
- B. Not Mastered



Answer: A

NEW QUESTION 40

HOTSPOT - (Topic 3)

You need to configure the Device settings to meet the technical requirements and the user requirements.
Which two settings should you modify? To answer, select the appropriate settings in the answer area.

Answer Area

 Save  Discard

Users may join devices to Azure AD ⓘ

AllSelectedNone

Selected
No member selected

Additional local administrators on Azure AD joined devices ⓘ

SelectedNone

Selected
No member selected

Users may register their devices with Azure AD ⓘ

AllNone

Require Multi-Factor Auth to join devices ⓘ

YesNo

Maximum number of devices per user ⓘ

50

Users may sync settings and app data across devices ⓘ

AllSelectedNone

Selected
No member selected

- A. Mastered
B. Not Mastered

Answer: A

Explanation:

Additional local administrators on Azure AD joined devices ⓘ

SelectedNone

Selected
No member selected

Users may register their devices with Azure AD ⓘ

AllNone

Require Multi-Factor Auth to join devices ⓘ

YesNo

Maximum number of devices per user ⓘ

50

Users may sync settings and app data across devices ⓘ

AllSelectedNone

Box 1: Selected

Only selected users should be able to join devices

Box 2: Yes

Require Multi-Factor Auth to join devices.

From scenario:

? Ensure that only users who are part of a group named Pilot can join devices to Azure AD

? Ensure that when users join devices to Azure Active Directory (Azure AD), the users use a mobile phone to verify their identity.

NEW QUESTION 44

- (Topic 3)

You need to implement a backup solution for App1 after the application is moved. What should you create first?

- A. a recovery plan
- B. an Azure Backup Server
- C. a backup policy
- D. a Recovery Services vault

Answer: D

Explanation:

A Recovery Services vault is a logical container that stores the backup data for each

protected resource, such as Azure VMs. When the backup job for a protected resource runs, it creates a recovery point inside the Recovery Services vault.

Scenario:

There are three application tiers, each with five virtual machines. Move all the virtual machines for App1 to Azure.

Ensure that all the virtual machines for App1 are protected by backups. References: <https://docs.microsoft.com/en-us/azure/backup/quick-backup-vm-portal>

NEW QUESTION 45

- (Topic 3)

You are planning the move of App1 to Azure. You create a network security group (NSG).

You need to recommend a solution to provide users with access to App1. What should you recommend?

- A. Create an outgoing security rule for port 443 from the Internet to the web servers.
- B. Associate the NSG to all the subnets.
- C. Create an incoming security rule for port 443 from the Internet to the web servers.
- D. Associate the NSG to all the subnets.
- E. Create an incoming security rule for port 443 from the Internet to the web servers.
- F. Associate the NSG to the subnet that contains the web servers.
- G. Create an outgoing security rule for port 443 from the Internet to the web servers.
- H. Associate the NSG to the subnet that contains the web servers.

Answer: C

Explanation:

As App1 is public-facing we need an incoming security rule, related to the access of the web servers.
Scenario: You have a public-facing application named App1. App1 is comprised of the following three tiers: a SQL database, a web front end, and a processing middle tier. Each tier is comprised of five virtual machines. Users access the web front end by using HTTPS only.

NEW QUESTION 50

HOTSPOT - (Topic 3)
You need to identify the storage requirements for Contoso.
For each of the following statements, select Yes if the statement is true. Otherwise, select No.
NOTE: Each correct selection is worth one point.

Statements	Yes	No
Contoso requires a storage account that supports Blob storage.	<input type="radio"/>	<input type="radio"/>
Contoso requires a storage account that supports Azure Table storage.	<input type="radio"/>	<input type="radio"/>
Contoso requires a storage account that supports Azure File Storage.	<input type="radio"/>	<input type="radio"/>

- A. Mastered
- B. Not Mastered

Answer: A

Explanation:

Statement 1: Yes
Contoso is moving the existing product blueprint files to Azure Blob storage which will ensure that the blueprint files are stored in the archive storage tier. Use unmanaged standard storage for the hard disks of the virtual machines. We use Page Blobs for these.
Statement 2: No
Azure Table storage stores large amounts of structured data. The service is a NoSQL datastore which accepts authenticated calls from inside and outside the Azure cloud. Azure tables are ideal for storing structured, non-relational data. Common uses of Table storage include:
* 1. Storing TBs of structured data capable of serving web scale applications
* 2. Storing datasets that don't require complex joins, foreign keys, or stored procedures and can be denormalized for fast access
* 3. Quickly querying data using a clustered index
* 4. Accessing data using the OData protocol and LINQ queries with WCF Data Service.NET Libraries
Statement 3: No
File Storage can be used if your business use case needs to deal mostly with standard File extensions like *.docx, *.png and *.bak then you should probably go with this storage option.

NEW QUESTION 51

HOTSPOT - (Topic 3)
You need to recommend a solution for App1. The solution must meet the technical requirements. What should you include in the recommendation? To answer, select the appropriate options in the answer area.
NOTE: Each correct selection is worth one point.

Number of virtual networks:

1

2

3

Number of subnets:

1

2

3

Answer:

Number of virtual networks:

	▼
1	
2	
3	

Number of subnets:

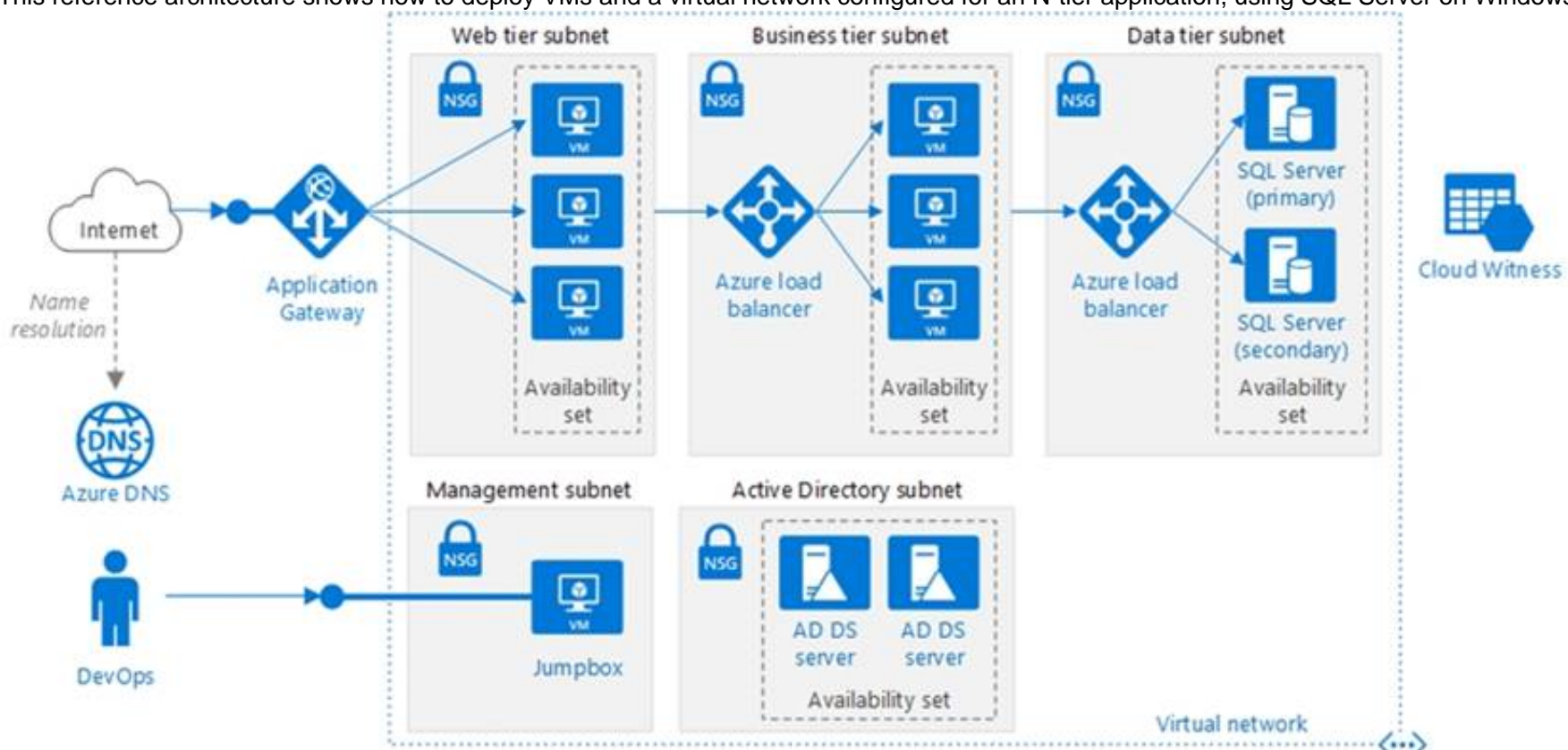
	▼
1	
2	
3	

- A. Mastered
- B. Not Mastered

Answer: A

Explanation:

This reference architecture shows how to deploy VMs and a virtual network configured for an N-tier application, using SQL Server on Windows for the data tier.



Description automatically generated with medium confidence

Scenario: You have a public-facing application named App1. App1 is comprised of the following three tiers:

? A SQL database

? A web front end

? A processing middle tier

Each tier is comprised of five virtual machines. Users access the web front end by using HTTPS only.

? Technical requirements include:

? Move all the virtual machines for App1 to Azure.

? Minimize the number of open ports between the App1 tiers.

References: <https://docs.microsoft.com/en-us/azure/architecture/reference-architectures/n-tier/n-tier-sql-server>

NEW QUESTION 56

- (Topic 2)

You need to prepare the environment to meet the authentication requirements.

Which two actions should you perform? Each correct answer presents part of the solution. NOTE Each correct selection is worth one point.

- A. Azure Active Directory (AD) Identity Protection and an Azure policy
- B. a Recovery Services vault and a backup policy
- C. an Azure Key Vault and an access policy
- D. an Azure Storage account and an access policy

Answer: C

Explanation:

D: Seamless SSO works with any method of cloud authentication - Password Hash Synchronization or Pass-through Authentication, and can be enabled via Azure AD Connect.

B: You can gradually roll out Seamless SSO to your users. You start by adding the following Azure AD URL to all or selected users' Intranet zone settings by using Group Policy in Active Directory: <https://autologon.microsoftazuread-ssso.com>

NEW QUESTION 57

- (Topic 2)

You need to define a custom domain name for Azure AD to support the planned infrastructure.

Which domain name should you use?

- A. ad.humongousinsurance.com
- B. humongousinsurance.onmicrosoft.com
- C. humongousinsurance.local
- D. humongousinsurance.com

Answer: D

Explanation:

Every Azure AD directory comes with an initial domain name in the form of domainname.onmicrosoft.com. The initial domain name cannot be changed or deleted, but you can add your corporate domain name to Azure AD as well. For example, your organization probably has other domain names used to do business and users who sign in using your corporate domain name. Adding custom domain names to Azure AD allows you to assign user names in the directory that are familiar to your users, such as 'alice@contoso.com.' instead of 'alice@domain name.onmicrosoft.com'.
Scenario:
Network Infrastructure: Each office has a local data center that contains all the servers for that office. Each office has a dedicated connection to the Internet.
Humongous Insurance has a single-domain Active Directory forest named humongousinsurance.com
Planned Azure AD Infrastructure: The on-premises Active Directory domain will be synchronized to Azure AD.
References:
<https://docs.microsoft.com/en-us/azure/active-directory/fundamentals/add-custom-domain>

NEW QUESTION 61
HOTSPOT - (Topic 2)

You are evaluating the connectivity between the virtual machines after the planned implementation of the Azure networking infrastructure.
For each of the following statements, select Yes if the statement is true. Otherwise, select No.

Statements	Yes	No
The virtual machines on Subnet1 will be able to connect to the virtual machines on Subnet3.	<input type="radio"/>	<input type="radio"/>
The virtual machines on ClientSubnet will be able to connect to the Internet.	<input type="radio"/>	<input type="radio"/>
The virtual machines on Subnet3 and Subnet4 will be able to connect to the Internet.	<input type="radio"/>	<input type="radio"/>

- A. Mastered
- B. Not Mastered

Answer: A

Explanation:

Once the VNets are peered, all resources on one VNet can communicate with resources on the other peered VNets. You plan to enable peering between Paris-VNet and AllOffices- VNet. Therefore VMs on Subnet1, which is on Paris-VNet and VMs on Subnet3, which is on AllOffices-VNet will be able to connect to each other.
All Azure resources connected to a VNet have outbound connectivity to the Internet by default. Therefore VMs on ClientSubnet, which is on ClientResources-VNet will have

access to the Internet; and VMs on Subnet3 and Subnet4, which are on AllOffices-VNet will have access to the Internet.

NEW QUESTION 62

HOTSPOT - (Topic 2)

You are evaluating the name resolution for the virtual machines after the planned implementation of the Azure networking infrastructure. For each of the following statements, select Yes if the statement is true. Otherwise, select No.

Statements	Yes	No
The virtual machines on Subnet1 will be able to resolve the hosts in the humongousinsurance.local zone.	<input type="radio"/>	<input type="radio"/>
The virtual machines on ClientSubnet will be able to register the hostname records in the humongousinsurance.local zone.	<input type="radio"/>	<input type="radio"/>
The virtual machines on Subnet4 will be able to register the hostname records in the humongousinsurance.local zone.	<input type="radio"/>	<input type="radio"/>

Answer:

Statements	Yes	No
The virtual machines on Subnet1 will be able to resolve the hosts in the humongousinsurance.local zone.	<input checked="" type="radio"/>	<input type="radio"/>
The virtual machines on ClientSubnet will be able to register the hostname records in the humongousinsurance.local zone.	<input checked="" type="radio"/>	<input type="radio"/>
The virtual machines on Subnet4 will be able to register the hostname records in the humongousinsurance.local zone.	<input type="radio"/>	<input checked="" type="radio"/>

- A. Mastered
- B. Not Mastered

Answer: A

Explanation:

Statement 1: Yes

All client computers in the Paris office will be joined to an Azure AD domain.

A virtual network named Paris-VNet that will contain two subnets named Subnet1 and Subnet2.

Microsoft Windows Server Active Directory domains, can resolve DNS names between virtual networks. Automatic registration of virtual machines from a virtual network that's linked to a private zone with auto-registration enabled. Forward DNS resolution is supported across virtual networks that are linked to the private zone.

Statement 2: Yes

A virtual network named ClientResources-VNet that will contain one subnet named ClientSubnet You plan to create a private DNS zone named humongousinsurance.local and set the registration network to the ClientResources-VNet virtual network.

As this is a registration network so this will work.

Statement 3: No

Only VMs in the registration network, here the ClientResources-VNet, will be able to register hostname records. Since Subnet4 not connected to Client Resources Network thus not able to register its hostname with humongoinsurance.local

NEW QUESTION 66

- (Topic 2)

You need to prepare the environment to meet the authentication requirements.

Which two actions should you perform? Each correct answer presents part of the solution. NOTE: Each correct selection is worth one point.

A. Allow inbound TCP port 8080 to the domain controllers in the Miami office.

B. Add <http://autogon.microsoftazuread-sso.com> to the intranet zone of each client computer in the Miami

office.

C. Join the client computers in the Miami office to Azure AD.

D. Install the Active Directory Federation Services (AD FS) role on a domain controller in the Miami office.

E. Install Azure AD Connect on a server in the Miami office and enable Pass-through Authentication.

Answer: BE

Explanation:

B: You can gradually roll out Seamless SSO to your users. You start by adding the following Azure AD URL to all or selected users' Intranet zone settings by using Group Policy in Active Directory: <https://autologon.microsoftazuread-sso.com>

E: Seamless SSO works with any method of cloud authentication - Password Hash Synchronization or Pass-through Authentication, and can be enabled via Azure

AD Connect.
References:
<https://docs.microsoft.com/en-us/azure/active-directory/hybrid/how-to-connect-sso-quick-start>

NEW QUESTION 71

HOTSPOT - (Topic 1)

You need to meet the connection requirements for the New York office.

What should you do? To answer, select the appropriate options in the answer area. NOTE: Each correct selection is worth one point.

Answer Area

From the Azure portal:

Create an ExpressRoute circuit only.

Create a virtual network gateway only.

Create a virtual network gateway and a local network gateway.

Create an ExpressRoute circuit and an on-premises data gateway.

Create a virtual network gateway and an on-premises data gateway.

In the New York office:

Deploy ExpressRoute.

Deploy a DirectAccess server.

Implement a Web Application Proxy.

Configure a site-to-site VPN connection.

Answer:

Answer Area

From the Azure portal:

Create an ExpressRoute circuit only.

Create a virtual network gateway only.

Create a virtual network gateway and a local network gateway.

Create an ExpressRoute circuit and an on-premises data gateway.

Create a virtual network gateway and an on-premises data gateway.

In the New York office:

Deploy ExpressRoute.

Deploy a DirectAccess server.

Implement a Web Application Proxy.

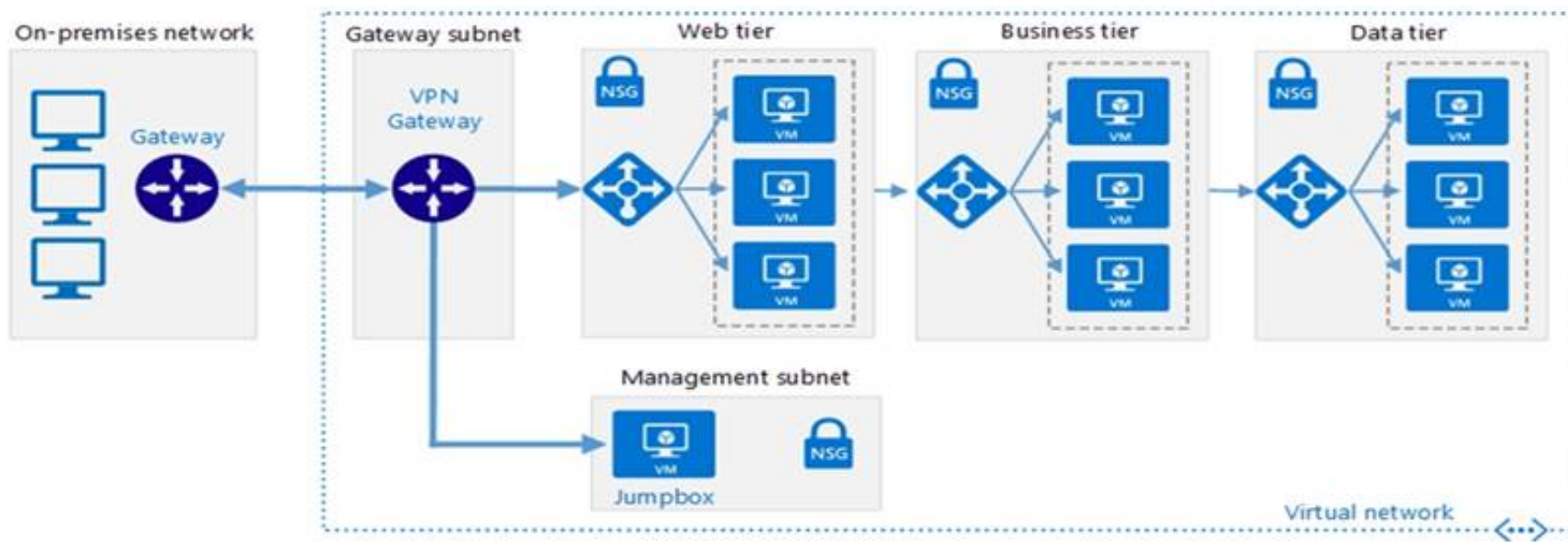
Configure a site-to-site VPN connection.

- A. Mastered
- B. Not Mastered

Answer: A

Explanation:

Box 1: Create a virtual network gateway and a local network gateway.
Azure VPN gateway. The VPN gateway service enables you to connect the VNet to the on- premises network through a VPN appliance. For more information, see Connect an on- premises network to a Microsoft Azure virtual network. The VPN gateway includes the following elements:
? Virtual network gateway. A resource that provides a virtual VPN appliance for the VNet. It is responsible for routing traffic from the on-premises network to the VNet.
? Local network gateway. An abstraction of the on-premises VPN appliance. Network traffic from the cloud application to the on-premises network is routed through this gateway.
? Connection. The connection has properties that specify the connection type (IPSec) and the key shared with the on-premises VPN appliance to encrypt traffic.
? Gateway subnet. The virtual network gateway is held in its own subnet, which is subject to various requirements, described in the Recommendations section below.
Box 2: Configure a site-to-site VPN connection
On premises create a site-to-site connection for the virtual network gateway and the local network gateway.



A diagram of a computer network
 Description automatically generated

Scenario: Connect the New York office to VNet1 over the Internet by using an encrypted connection.

NEW QUESTION 73

- (Topic 1)

You discover that VM3 does NOT meet the technical requirements. You need to verify whether the issue relates to the NSGs. What should you use?

- A. Diagram in VNet1
- B. the security recommendations in Azure Advisor
- C. Diagnostic settings in Azure Monitor
- D. Diagnose and solve problems in Traffic Manager Profiles
- E. IP flow verify in Azure Network Watcher

Answer: E

Explanation:

Scenario: Litware must meet technical requirements including:

Ensure that VM3 can establish outbound connections over TCP port 8080 to the applications servers in the Montreal office.

IP flow verify checks if a packet is allowed or denied to or from a virtual machine. The information consists of direction, protocol, local IP, remote IP, local port, and remote port. If the packet is denied by a security group, the name of the rule that denied the packet is returned. While any source or destination IP can be chosen, IP flow verify helps

administrators quickly diagnose connectivity issues from or to the internet and from or to the on-premises environment.

References:
<https://docs.microsoft.com/en-us/azure/network-watcher/network-watcher-ip-flow-verify-overview>

NEW QUESTION 74

HOTSPOT - (Topic 5)

You have an Azure virtual machine named VM1 and a Recovery Services vault named Vault1.
You create a backup Policy1 as shown in the exhibit. (Click the Exhibit tab.)

Policy1

 Associated items  Delete  Save  Discard

Backup schedule

* Frequency * Time * Timezone

Retention range

☒ Retention of daily backup point.

* At For Day(s)

☒ Retention of weekly backup point.

* On * At For Week(s)

☒ Retention of monthly backup point.

☒ Week Based ☒ Day Based

* On * At For Month(s)

☒ Retention of yearly backup point.

☒ Week Based ☒ Day Based

* In * On * At For Year(s)

You configure the backup of VM1 to use Policy1 on Thursday, January 1.

You need to identify the number of available recovery points for VM1.

How many recovery points are available on January 8 and on January 15? To answer, select the appropriate options in the answer area.

NOTE: Each correct selection is worth one point.

January 8 at 14:00:

	▼
5	
6	
8	
9	

January 15 at 14:00:

	▼
5	
8	
17	
19	

- A. Mastered
- B. Not Mastered

Answer: A

Explanation:

Box 1: 6

4 daily + 1 weekly + monthly

Box 2: 8

4 daily + 2 weekly + monthly + yearly

NEW QUESTION 78
 - (Topic 5)

You have an Azure subscription named Subscription1 that contains the resources shown in the following table.

Name	Type	Region	Resource group
RG1	Resource group	West Europe	<i>Not applicable</i>
RG2	Resource group	North Europe	<i>Not applicable</i>
Vault1	Recovery Services vault	West Europe	RG1

You create virtual machines in Subscription1 as shown in the following table.

Name	Resource group	Region	Operating system
VM1	RG1	West Europe	Windows Server 2016
VM2	RG1	North Europe	Windows Server 2016
VM3	RG2	West Europe	Windows Server 2016
VMA	RG1	West Europe	Ubuntu Server 18.04
VMB	RG1	North Europe	Ubuntu Server 18.04
VMC	RG2	West Europe	Ubuntu Server 18.04

You plan to use Vault1 for the backup of as many virtual machines as possible. Which virtual machines can be backed up to Vault1?

- A. VM1, VM3, VMA, and VMC only
- B. VM1 and VM3 only
- C. VM1, VM2, VM3, VMA, VMB, and VMC
- D. VM1 only
- E. VM3 and VMC only

Answer: A

Explanation:

To create a vault to protect virtual machines, the vault must be in the same region as the virtual machines. If you have virtual machines in several regions, create a Recovery Services vault in each region.

References:
<https://docs.microsoft.com/bs-cyrl-ba/azure/backup/backup-create-rs-vault>

NEW QUESTION 79
 - (Topic 5)

You plan to create the Azure web apps shown in the following Table.

Name	Runtime stack
WebApp1	.NET 6 (LTS)
WebApp2	ASP.NET V4.8
WebApp3	PHP 8.1
WebApp4	Python 3.11

What is the minimum number of App Service plans you should create for the web apps?

- A. 1
- B. 2
- C. 3
- D. 4

Answer: B

Explanation:

NET Core 3.0: Windows and Linux ASP .NET V4.7: Windows only PHP 7.3: Windows and Linux Ruby 2.6: Linux only Also, you can't use Windows and Linux Apps in the same App Service Plan, because when you create a new App Service plan you have to choose the OS type. You can't mix Windows and Linux apps in the same App Service plan. So, you need 2 ASPs. Reference: <https://docs.microsoft.com/en-us/azure/app-service/overview>

NEW QUESTION 82

HOTSPOT - (Topic 5)

You have an Azure App Service plan named ASP1. CPU usage for ASP1 is shown in the following exhibit.



Use the drop-down menus to select the answer choice that completes each statement based on the information presented in the graphic.

NOTE: Each correct selection is worth one point.

Answer Area

The average CPU percentage is calculated [answer choice] per day.

once
four times
six times
24 times

ASP1 must be [answer choice] to optimize CPU usage.

scaled up
scaled down
scaled out

- A. Mastered
- B. Not Mastered

Answer: A

Explanation:

? The average CPU percentage is calculated 24 times per day. This is because the exhibit shows the CPU percentage for ASP1 in a 24-hour period, with one data point for each hour. Therefore, the average CPU percentage is calculated once per hour, or 24 times per day1.
? ASP1 must be scaled out to optimize CPU usage. This is because the exhibit shows that the CPU percentage for ASP1 is consistently above 80%, which indicates that the app service plan is under high load and needs more instances to handle the traffic. Scaling out means adding more instances to an app service plan, which can improve the performance and availability of the apps hosted on it2. Scaling up means changing the pricing tier of an app service plan, which can increase the resources available for each instance, but not necessarily reduce the

CPU usage3.

NEW QUESTION 85

- (Topic 5)

You have an Azure subscription that contains an Azure Stream Analytics job named Job1.

You need to monitor input events for Job1 to identify the number of events that were NOT processed.

Which metric should you use?

- A. Output Events
- B. Backlogged Input Events
- C. Out-of-Order Events
- D. Late Input Events

Answer: B

Explanation:

Backlogged Input Events is a metric that shows the number of input events that are waiting to be processed by the Stream Analytics job1. This metric indicates the performance and health of the job, as well as the input data rate and latency. If the Backlogged Input Events metric is high or increasing, it means that the job is not able to keep up with the incoming events and some events are not processed in a timely manner2.

Output Events is a metric that shows the number of output events that are emitted by the Stream Analytics job1. This metric indicates the output data rate and throughput of the job. It does not show how many input events were not processed by the job.

Out-of-Order Events is a metric that shows the number of input events that arrive out of order based on their timestamp1. This metric indicates the quality and consistency of the input data source. It does not show how many input events were not processed by the job. Late Input Events is a metric that shows the number of input events that arrive after the late arrival window has expired1. This metric indicates the timeliness and reliability of the input data source. It does not show how many input events were not processed by the job.

NEW QUESTION 89

- (Topic 5)

You have an Azure subscription that contains a storage account. The account stores website data.

You need to ensure that inbound user traffic uses the Microsoft point-of-presence (POP) closest to the user's location.

What should you configure?

- A. load balancing
- B. private endpoints
- C. Azure Firewall rules
- D. Routing preference

Answer: D

Explanation:

Routing preference is a feature that allows you to configure how network traffic is routed to your storage account from clients over the internet. By default, traffic from the internet is routed to the public endpoint of your storage account over the Microsoft global network, which is optimized for low-latency path selection and high reliability. Both inbound and outbound traffic are routed through the point of presence (POP) that is closest to the client. This ensures that traffic to and from your storage account traverses over the Microsoft global network for the bulk of its path, maximizing network performance. You can also change the routing preference to use internet routing, which minimizes the traversal of your traffic over the Microsoft global network, handing it off to the transit ISP at the earliest opportunity. This lowers networking costs, but may compromise network performance. Therefore, to ensure that inbound user traffic uses the Microsoft POP closest to the user's location, you should configure routing preference to use the Microsoft global network as the default routing option for your storage account.

References:

? Network routing preference for Azure Storage

? Configure network routing preference for Azure Storage

NEW QUESTION 92

- (Topic 5)

You have an Azure virtual machine named VM1. Azure collects events from VM1.

You are creating an alert rule in Azure Monitor to notify an administrator when an error is logged in the System event log of VM1.

You need to specify which resource type to monitor. What should you specify?

- A. metric alert
- B. Azure Log Analytics workspace
- C. virtual machine
- D. virtual machine extension

Answer: B

Explanation:

Azure Monitor can collect data directly from your Azure virtual machines into a Log Analytics workspace for analysis of details and correlations. Installing the Log Analytics VM extension for Windows and Linux allows Azure Monitor to collect data from your Azure VMs.

Azure Log Analytics workspace is also used for on-premises computers monitored by System Center Operations Manager.

Reference:

<https://docs.microsoft.com/en-us/azure/azure-monitor/learn/quick-collect-azurevm>

NEW QUESTION 97

HOTSPOT - (Topic 5)

You have an Azure Storage account named storage1.

You have an Azure App Service app named app1 and an app named App2 that runs in an Azure container instance. Each app uses a managed identity.

You need to ensure that App1 and App2 can read blobs from storage1 for the next 30 days.

What should you configure in storage1 for each app?

App1:

Access keys

Advanced security

Access control (IAM)

Shared access signatures (SAS)

App2:

Access keys

Advanced security

Access control (IAM)

Shared access signatures (SAS)

Answer:

App1:

Access keys

Advanced security

Access control (IAM)

Shared access signatures (SAS)

App2:

Access keys

Advanced security

Access control (IAM)

Shared access signatures (SAS)

- A. Mastered
- B. Not Mastered

Answer: A

Explanation:

Box 1: Access Control (IAM)

Since the App1 uses Managed Identity, App1 can access the Storage Account via IAM. As per requirement, we need to minimize the number of secrets used, so Access keys is not ideal.

Box 2: Shared access signatures (SAS)

We need temp access for App2, so we need to use SAS.

A shared access signature (SAS) provides secure delegated access to resources in your storage account without compromising the security of your data. With a SAS, you have granular control over how a client can access your data. You can control what resources the client may access, what permissions they have on those resources, and how long the SAS is valid, among other parameters.

those resources, and how long the

NEW QUESTION 102

DRAG DROP - (Topic 5)

You have an Azure Linux virtual machine that is protected by Azure Backup. One week ago, two files were deleted from the virtual machine.

You need to reses clients connect n on-premises computer as quickly as possible.

Which four actions should you perform in sequence? To answer, move the appropriate actions from the list of actions to the answer area and arrange them in the correct order.

Actions

Mount a VHD.

Copy the files by using File Explorer.

Download and run a script.

Select a restore point.

Copy the files by using AZCopy.

From the Azure portal, click **Restore VM** from the vault.

From the Azure portal, click **File Recovery** from the vault.

Answer Area

- A. Mastered
- B. Not Mastered

Answer: A

Explanation:

To restore files or folders from the recovery point, go to the virtual machine and choose the desired recovery point.

Step 0. In the virtual machine's menu, click Backup to open the Backup dashboard. Step 1. In the Backup dashboard menu, click File Recovery.

Step 2. From the Select recovery point drop-down menu, select the recovery point that holds the files you want. By default, the latest recovery point is already selected.

Step 3: To download the software used to copy files from the recovery point, click Download Executable (for Windows Azure VM) or Download Script (for Linux Azure VM, a python script is generated).

Step 4: Copy the files by using AzCopy

AzCopy is a command-line utility designed for copying data to/from Microsoft Azure Blob, File, and Table storage, using simple commands designed for optimal performance. You can copy data between a file system and a storage account, or between storage accounts.

References:
<https://docs.microsoft.com/en-us/azure/backup/backup-azure-restore-files-from-vm> <https://docs.microsoft.com/en-us/azure/storage/common/storage-use-azcopy>

NEW QUESTION 107
HOTSPOT - (Topic 5)

You are a network administrator for a company that has a Microsoft Azure subscription. The company has a virtual machine named VM1 in the following exhibit.

```
PS Azure:\> az vm availability-set list --resource-group RG1
[
  {
    "id": "/subscriptions/8372f433-2dcd-4361-b5ef-5b188fed87d0/resourceGroups/RG1/providers/Microsoft.Compute/availabilitySets/WEBPROD-AS-USE2",
    "location": "eastus2",
    "name": "WEBPROD-AS-USE2",
    "platformFaultDomainCount": 2,
    "platformUpdateDomainCount": 10,
    "proximityPlacementGroup": null,
    "resourceGroup": "RG1",
    "sku": {
      "capacity": null,
      "name": "Aligned",
      "tier": null
    },
    "statuses": null,
    "tags": {},
    "type": "Microsoft.Compute/availabilitySets",
    "virtualMachines": []
  }
]
```

You add 14 virtual machines to WEBPROD-AS-USE2.

Use the drop-down menus to select the answer choice that completes each statement based on the information presented in the graphic.

NOTE: Each correct selection is worth one point.

When Microsoft performs planned maintenance in East US 2, the maximum number of unavailable virtual machines will be [answer choice].

▼

2

7

10

14

If the server rack in the Azure datacenter that hosts WEBPROD-AS-USE2 experiences a power failure, the maximum number of unavailable virtual machines will be [answer choice].

▼

2

7

10

14

- A. Mastered
- B. Not Mastered

Answer: A

Explanation:

Box 1: 2
 There are 10 update domains. The 14 VMs are shared across the 10 update domains so four update domains will have two VMs and six update domains will have one VM. Only one update domain is rebooted at a time. Therefore, a maximum of two VMs will be offline. Box 2: 7
 There are 2 fault domains. The 14 VMs are shared across the 2 fault domains, so 7 VMs in each fault domain. A rack failure will affect one fault domain so 7 VMs will be offline.

NEW QUESTION 110

- (Topic 5)
 You have an Azure subscription that contains a virtual machine named VM1 and an Azure key vault named KV1. You need to configure encryption for VM1. The solution must meet the following requirements:

- Store and use the encryption key in KV1.
- Maintain encryption if VM1 is downloaded from Azure.
- Encrypt both the operating system disk and the data disks. Which encryption method should you use?

- A. encryption at host
- B. customer-managed keys
- C. Azure Disk Encryption
- D. Confidential disk encryption

Answer: C

Explanation:

Azure Disk Encryption is a service that helps you encrypt your Windows and Linux IaaS virtual machine disks¹. It uses BitLocker for Windows and DM-Crypt for Linux to provide volume encryption for the OS and data disks². Azure Disk Encryption requires that you use a key encryption key in Azure Key Vault to encrypt the volume encryption key, which is then stored on the disk. You can use either a service-managed key or a customer-managed key in Azure Key Vault³. Azure Disk Encryption also supports encrypting virtual machine disks that are downloaded from Azure⁴.

NEW QUESTION 113

HOTSPOT - (Topic 5)
 You have an Azure subscription. The subscription contains a storage account named storage1 that has the lifecycle management rules shown in the following table.

Name	Blob prefix	If base blobs were last modified more than (days ago)	Then
Rule1	container1/	3 days	Move to archive storage
Rule2	Not applicable	5 days	Move to cool storage
Rule3	container2/	10 days	Delete the blob
Rule4	container2/	15 days	Move to archive storage

On June 1, you store two blobs in storage1 as shown in the following table.

Name	Location	Access tier
File1	container1	Hot
File2	container2	Hot

For each of the following statements, select Yes if the statement is true. Otherwise, select No.
NOTE: Each correct selection is worth one point.

Answer Area

Statements	Yes	No
On June 6, File1 will be stored in the Cool access tier.	<input type="radio"/>	<input type="radio"/>
On June 7, File2 will be stored in the Cool access tier.	<input type="radio"/>	<input type="radio"/>
On June 16, File2 will be stored in the Archive access tier.	<input type="radio"/>	<input type="radio"/>

- A. Mastered
- B. Not Mastered

Answer: A

Explanation:

Answer Area

Statements	Yes	No
On June 6, File1 will be stored in the Cool access tier.	<input type="radio"/>	<input checked="" type="radio"/>
On June 7, File2 will be stored in the Cool access tier.	<input type="radio"/>	<input checked="" type="radio"/>
On June 16, File2 will be stored in the Archive access tier.	<input type="radio"/>	<input checked="" type="radio"/>

NEW QUESTION 117

HOTSPOT - (Topic 5)

You have an Azure virtual network named VNet1 that connects to your on-premises network by using a site-to-site VPN. VNet1 contains one subnet named Subnet1.

Subnet1 is associated to a network security group (NSG) named NSG1. Subnet1 contains a basic internal load balancer named ILB1. ILB1 has three Azure virtual machines in the backend pool.

You need to collect data about the IP addresses that connects to ILB1. You must be able to run interactive queries from the Azure portal against the collected data. What should you do? To answer, select the appropriate options in the answer area. NOTE: Each correct selection is worth one point.

Resource to create:

An Azure Event Grid

An Azure Log Analytics workspace

An Azure Storage account

Resource on which to enable diagnostics:

ILB1

NSG1

The Azure virtual machines

- A. Mastered
- B. Not Mastered

Answer: A

Explanation:

Box 1: An Azure Log Analytics workspace
In the Azure portal you can set up a Log Analytics workspace, which is a unique Log Analytics environment with its own data repository, data sources, and solutions.

Box 2: NSG1
NSG flow logs allow viewing information about ingress and egress IP traffic through a Network security group. Through this, the IP addresses that connect to the ILB can be monitored when the diagnostics are enabled on a Network Security Group. We cannot enable diagnostics on an internal load balancer to check for the IP addresses. As for Internal LB, it is basic one. Basic can only connect to storage account. Also, Basic LB has only activity logs, which doesn't include the connectivity workflow. So, we need to use NSG to meet the mentioned requirements.

NEW QUESTION 119

- (Topic 5)

You have two subscriptions named Subscription1 and Subscription2. Each subscription is associated to a different Azure AD tenant. Subscription1 contains a virtual network named VNet1. VNet1 contains an Azure virtual machine named VM1 and has an IP address space of 10.0.0.0/16. Subscription2 contains a virtual network named VNet2. VNet2 contains an Azure virtual machine named VM2 and has an IP address space of 10.10.0.0/24.

You need to connect VNet1 to VNet2. What should you do first?

- A. Move VM1 to Subscription2.
- B. Modify the IP address space of VNet2.
- C. Provision virtual network gateways.
- D. Move VNet1 to Subscription2.

Answer: C

Explanation:

<https://docs.microsoft.com/en-us/azure/virtual-network/tutorial-connect-virtual-networks-portal>

NEW QUESTION 120

HOTSPOT - (Topic 5)

You have an Azure subscription that contains an Azure Directory (Azure AD) tenant named contoso.com. The tenant is synced to the on-premises Active Directory domain. The domain contains the users shown in the following table.

Name	Role
SecAdmin1	Security administrator
BillAdmin1	Billing administrator
User1	Reports reader

You enable self-service password reset (SSPR) for all users and configure SSPR to have the following authentication methods:

? Number of methods required to reset: 2

? Methods available to users: Mobile phone, Security questions

? Number of questions required to register: 3

? Number of questions required to reset: 3

You select the following security questions:

? What is your favorite food?

? In what city was your first job?

? What was the name of your first pet?

For each of the following statements, select Yes if the statement is true. Otherwise, select No.

NOTE: Each correct selection is worth one point.

Answer Area

Statements	Yes	No
SecAdmin1 must answer the following question if he wants to reset his password: In what city was your first job?	<input type="radio"/>	<input type="radio"/>
BillAdmin1 must answer the following question if he wants to reset his password: What is your favorite food?	<input type="radio"/>	<input type="radio"/>
User1 must answer the following question if he wants to reset his password: What was the name of your first pet?	<input type="radio"/>	<input type="radio"/>

Answer:

Answer Area

Statements	Yes	No
SecAdmin1 must answer the following question if he wants to reset his password: In what city was your first job?	<input type="radio"/>	<input checked="" type="radio"/>
BillAdmin1 must answer the following question if he wants to reset his password: What is your favorite food?	<input type="radio"/>	<input checked="" type="radio"/>
User1 must answer the following question if he wants to reset his password: What was the name of your first pet?	<input checked="" type="radio"/>	<input type="radio"/>

- A. Mastered
- B. Not Mastered

Answer: A

Explanation:

No, No, Yes

<https://learn.microsoft.com/en-us/azure/active-directory/authentication/concept-authentication-security-questions>

NEW QUESTION 121

HOTSPOT - (Topic 5)

You have an Azure subscription that contains a storage account named storage1. The storage 1 account contains a container named containet1.

You create a blob lifecycle rule named rule1.

You need to configure rule1 to automatically move blobs that were NOT updated for 45 days from container! to the Cool access tier.

How should you complete the rule? To answer, select the appropriate options in the answer area.

NOTE: Each correct answer is worth one point.

Answer Area

```
{
  "rules": [
    {
      "enabled": true,
      "name": "rule1",
      "type": "Lifecycle",
      "definition": {
        "actions": {
          "baseBlob": {
            "tierToCool": {
              "daysAfterCreationCreatorThan"
              "daysAfterLastAccessTimeGreaterThan"
              "daysAfterModificationGreaterThan"
            }
          }
        }
      },
      "filters": {
        "blobTypes": [
          "AppendBlob"
          "Blockblob"
          "Pageblob"
        ],
        "prefixMatch": [
          "container1"
        ]
      }
    }
  ]
}
```

Answer:

Answer Area

```
{
  "rules": [
    {
      "enabled": true,
      "name": "rule1",
      "type": "Lifecycle",
      "definition": {
        "actions": {
          "baseBlob": {
            "tierToCool": {
              "daysAfterCreationCreaterThan"
              "daysAfterLastAccessTimeGreaterThan"
              "daysAfterModificationGreaterThan"
            }
          }
        }
      },
      "filters": {
        "blobTypes": [
          "AppendBlob"
          "Blockblob"
          "Pageblob"
        ],
        "prefixMatch": [
          "container1"
        ]
      }
    }
  ]
}
```

- A. Mastered
B. Not Mastered

Answer: A

Explanation:

- * 1. daysAfterModificationGreaterThan
- * 2. Blockblob

<https://learn.microsoft.com/en-us/azure/storage/blobs/lifecycle-management-overview#rule-actions>
daysAfterModificationGreaterThan

NEW QUESTION 123

- (Topic 5)

Note: This question is part of a series of questions that present the same scenario. Each question in the series contains a unique solution that might meet the stated goals. Some question sets might have more than one correct solution, while others might not have a correct solution.

After you answer a question in this section, you will NOT be able to return to it. As a result, these questions will not appear in the review screen.

You manage a virtual network named VNet1 that is hosted in the West US Azure region. VNet1 hosts two virtual machines named VM1 and VM2 that run Windows Server.

You need to inspect all the network traffic from VM1 to VM2 for a period of three hours. Solution: From Performance Monitor, you create a Data Collector Set (DCS).

Does this meet the goal?

- A. Yes
B. No

Answer: B

Explanation:

Correct answer is packet capture in Azure Network Watcher. <https://docs.microsoft.com/en-us/azure/network-watcher/network-watcher-packet-capture-overview>

NEW QUESTION 128

- (Topic 5)

You have an Azure subscription that contains the storage accounts shown in the following table.

Name	Kind	Performance	Replication	Access tier
Storage1	Storage (general purpose v1)	Premium	Geo-redundant storage (GRS)	None
Storage2	StorageV2 (general purpose v2)	Standard	Locally-redundant storage (LRS)	Cool
Storage3	StorageV2 (general purpose v2)	Premium	Read-access geo-redundant storage (RA-GRS)	Hot
Storage4	BlobStorage	Standard	Locally-redundant storage (LRS)	Hot

You need to identify which storage account can be converted to zone-redundant storage (ZRS) replication by requesting a live migration from Azure support. What should you identify?

- A. Storage1
- B. Storage2
- C. Storage3
- D. Storage4

Answer: B

Explanation:

<https://learn.microsoft.com/en-us/azure/storage/common/redundancy-migration?tabs=portal>

NEW QUESTION 131

- (Topic 5)

Note: This question is part of a series of questions that present the same scenario. Each question in the series contains a unique solution that might meet the stated goals. Some question sets might have more than one correct solution, while others might not have a correct solution.

After you answer a question in this section, you will NOT be able to return to it. As a result, these questions will not appear in the review screen.

You have an Azure virtual machine named VM1. VM1 was deployed by using a custom

Azure Resource Manager template named ARM1.json.

You receive a notification that VM1 will be affected by maintenance. You need to move VM1 to a different host immediately.

Solution: From the Update management blade, you click Enable. Does this meet the goal?

- A. Yes
- B. No

Answer: B

NEW QUESTION 136

HOTSPOT - (Topic 5)

You have an Azure subscription that contains the public load balancers shown in the following table.

Name	SKU
LB1	Basic
LB2	Standard

You plan to create six virtual machines and to load balance requests to the virtual machines. Each load balancer will load balance three virtual machines.

You need to create the virtual machines for the planned solution.

How should you create the virtual machines? To answer, select the appropriate options in the answer area.

NOTE: Each correct selection is worth one point.

Answer Area

The virtual machines that will be load balanced by using LB1 must:

- ☐ be created in the same availability set or virtual machine scale set.
- ☐ be connected to the same virtual network.
- ☐ be created in the same resource group.
- ☒ be created in the same availability set or virtual machine scale set.
- ☐ run the same operating system.

The virtual machines that will be load balanced by using LB2 must:

- ☐ be connected to the same virtual network.
- ☒ be connected to the same virtual network.
- ☐ be created in the same resource group.
- ☐ be created in the same availability set or virtual machine scale set.
- ☐ run the same operating system.

Answer:

Answer Area

The virtual machines that will be load balanced by using LB1 must:

be created in the same availability set or virtual machine scale set.

be connected to the same virtual network.

be created in the same resource group.

be created in the same availability set or virtual machine scale set.

run the same operating system.

The virtual machines that will be load balanced by using LB2 must:

be connected to the same virtual network.

be connected to the same virtual network.

be created in the same resource group.

be created in the same availability set or virtual machine scale set.

run the same operating system.

- A. Mastered
B. Not Mastered

Answer: A

Explanation:

<https://docs.microsoft.com/en-us/azure/load-balancer/skus>>

NEW QUESTION 141

- (Topic 5)

You have an Azure subscription that contains a virtual network named VNET1. VNET1 contains the subnets shown in the following table.

Name	Connected virtual machines
Subnet1	VM1, VM2
Subnet2	VM3, VM4
Subnet3	VM5, VM6

Each virtual machine uses a static IP address.

You need to create network security groups (NSGs) to meet following requirements:

- ? Allow web requests from the internet to VM3, VM4, VM5, and VM6.
- ? Allow all connections between VM1 and VM2.
- ? Allow Remote Desktop connections to VM1.
- ? Prevent all other network traffic to VNET1.

What is the minimum number of NSGs you should create?

- A. 1
B. 3
C. 4
D. 12

Answer: C

Explanation:

Note: A network security group (NSG) contains a list of security rules that allow or deny network traffic to resources connected to Azure Virtual Networks (VNet). NSGs can be associated to subnets, individual VMs (classic), or individual network interfaces (NIC) attached to VMs (Resource Manager). Each network security group also contains default security rules.

References:

<https://docs.microsoft.com/en-us/azure/virtual-network/security-overview#default-security-rules>

NEW QUESTION 142

- (Topic 5)

Note: This question is part of a series of questions that present the same scenario. Each question in the series contains a unique solution that might meet the stated goals. Some question sets might have more than one correct solution, while others might not have a correct solution.

After you answer a question in this section, you will NOT be able to return to it. As a result, these questions will not appear in the review screen.

You have an Azure virtual machine named VM1. VM1 was deployed by using a custom Azure Resource Manager template named ARM1.json.

You receive a notification that VM1 will be affected by maintenance. You need to move VM1 to a different host immediately.

Solution: From the Redeploy blade, you click Redeploy. Does this meet the goal?

- A. Yes
B. No

Answer: A

Explanation:

Redeploying the virtual machine moves it to a new host within the same region and availability set. This can help resolve any underlying issues with the current host. Redeploying the virtual machine does not affect the configuration or data on the virtual machine. Then, References: [Redeploy Windows VM to new Azure node]

NEW QUESTION 143

HOTSPOT - (Topic 5)

You have an Azure subscription that contains the resources shown in the following table

Name	Type
ManagementGroup1	Management group
RG1	Resource group
9c8bc1cd-7655-4c66-b3ea-a8ee101d8f75	Subscription ID
Tag1	Tag

In Azure Cloud Shell, you need to create a virtual machine by using an Azure Resource Manager (ARM) template. How should you complete the command? To answer, select the appropriate options in the answer area, NOTE: Each correct selection is worth one point.

```
$adminPassword = Read-Host -Prompt "Enter the administrator password" -AsSecureString
```

New-AzVm
New-AzResource
New-AzTemplateSpec
New-AzResourceGroupDeployment

-Tag Tag1 '
-ResourceGroupName RG1 '
-GroupName ManagementGroup1 '
-Subscription 9c8bc1cd-7655-4c66-b3ea-a8ee101d8f75

```
- TemplateUri "https://raw.githubusercontent.com/Azure/azure-quickstart-templates/master/101-vm-simple-windows/azuredeploy.json" '  
- adminUsername LocalAdministrator -adminPassword $adminPassword -dnsLabelPrefix ContosoVM1
```

- A. Mastered
B. Not Mastered

Answer: A

Explanation:

NEW QUESTION 144

HOTSPOT - (Topic 5)

You have an Azure Storage account named storage1 that uses Azure Blob storage and Azure File storage.

You need to use AzCopy to copy data to the blob storage and file storage in storage1. Which authentication method should you use for each type of storage? To answer, select

the appropriate options in the answer area.

NOTE: Each correct selection is worth one point.

Blob storage:

Azure Active Directory (Azure AD) only
Shared access signatures (SAS) only
Access keys and shared access signatures (SAS) only
Azure Active Directory (Azure AD) and shared access signatures (SAS) only
Azure Active Directory (Azure AD), access keys, and shared access signatures (SAS)

File storage:

Azure Active Directory (Azure AD) only
Shared access signatures (SAS) only
Access keys and shared access signatures (SAS) only
Azure Active Directory (Azure AD) and shared access signatures (SAS) only
Azure Active Directory (Azure AD), access keys, and shared access signatures (SAS)

- A. Mastered
B. Not Mastered

Answer: A

Explanation:

You can provide authorization credentials by using Azure Active Directory (AD), or by using a Shared Access Signature (SAS) token.

Box 1:

Both Azure Active Directory (AD) and Shared Access Signature (SAS) token are supported for Blob storage.

Box 2:

Only Shared Access Signature (SAS) token is supported for File storage.

NEW QUESTION 149

- (Topic 5)

Note: This question is part of a series of questions that present the same scenario. Each

question in the series contains a unique solution that might meet the stated goals. Some question sets might have more than one correct solution, while others might not have a correct solution.

After you answer a question in this section, you will NOT be able to return to it. As a result, these questions will not appear in the review screen.

You have an Azure subscription that contains 10 virtual networks. The virtual networks are hosted in separate resource groups.

Another administrator plans to create several network security groups (NSGs) in the subscription

You need to ensure that when an NSG is created, it automatically blocks TCP port 8080 between the virtual networks.

Solution: You assign a built-in policy definition to the subscription. Does this meet the goal?

- A. Yes
B. No

Answer: B

Explanation:

No, this does not meet the goal. Assigning a built-in policy definition to the subscription is not enough to ensure that when an NSG is created, it automatically blocks TCP port 8080 between the virtual networks. This is because there is no built-in policy definition that matches this requirement. The closest built-in policy definition is “Network security groups should not allow unrestricted inbound traffic on well-known ports”, but this policy only blocks TCP port 80 and 443, not 80801.

To meet the goal, you need to create a custom policy definition that enforces a default security rule for NSGs. A policy definition is a set of rules and actions that Azure performs when evaluating your resources2. You can use a policy definition to specify the required properties and values for NSGs, such as the direction, protocol, source, destination, and port of the security rule. You can then assign the policy definition to the subscription scope, so that it applies to all the resource groups and virtual networks in the subscription.

NEW QUESTION 151

HOTSPOT - (Topic 5)

You have an Azure subscription named Subscription1 that contains the virtual networks in the following table.

Name	Subnet
VNet1	Sybnnet11
VNet2	Subnet12
VNet3	Subnet13

Subscripton1 contains the virtual machines in the following table.

Name	IP address	Availability set
VM1	Subnet11	AS1
VM2	Subnet11	AS1
VM3	Subnet11	Not applicable
VM4	Subnet11	Not applicable
VM5	Subnet12	Not applicable
VM6	Subnet12	Not applicable

In Subscription1, you create a load balancer that has the following configurations:

? Name: LB1

? SKU: Basic

? Type: Internal

? Subnet: Subnet12

? Virtual network: VNET1

For each of the following statements, select Yes if the statement is true. Otherwise, select No.

NOTE: each correct selection is worth one point.

Statements	Yes	No
LB1 can balance the traffic between VM1 and VM2.	<input type="radio"/>	<input type="radio"/>
LB1 can balance the traffic between VM3 and VM4.	<input type="radio"/>	<input type="radio"/>
LB1 can balance the traffic between VM5 and VM6.	<input type="radio"/>	<input type="radio"/>

A. Mastered

B. Not Mastered

Answer: A

Explanation:

Statements	Yes	No
LB1 can balance the traffic between VM1 and VM2.	<input checked="" type="radio"/>	<input type="radio"/>
LB1 can balance the traffic between VM3 and VM4.	<input type="radio"/>	<input checked="" type="radio"/>
LB1 can balance the traffic between VM5 and VM6.	<input type="radio"/>	<input checked="" type="radio"/>

The tenant is associated to an Azure subscription. Access control for the subscription is configured as shown in the Access control exhibit. (Click the Exhibit tab.)

You sign in to the Azure portal as Admin1 and configure the tenant as shown in the Tenant exhibit. (Click the Exhibit tab.)

NOTE: Each correct selection is worth one point.

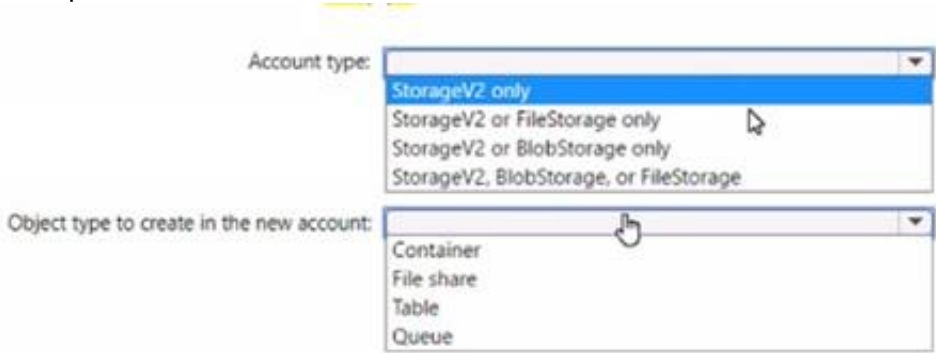
visit - <https://www.surepassexam.com>

NEW QUESTION 156

HOTSPOT - (Topic 5)

You have an Azure Storage account named storage1 that stores images.
 You need to create a new storage account and replicate the images in storage1 to the new account by using object replication.
 How should you configure the new account? To answer, select the appropriate options in the answer area.
 NOTE: Each correct selection is worth one point.

Answer Area



- A. Mastered
- B. Not Mastered

Answer: A

Explanation:

Graphical user interface, text, application Description automatically generated

NEW QUESTION 158

HOTSPOT - (Topic 5)

You have an Azure subscription that contains the virtual networks shown in the following table.

Name	Subnet	Subnet-associated network security group (NSG)	Peered with
VNet1	Subnet1	NSG1	VNet2
VNet2	Subnet2	NSG2	VNet1

The subscription contains the virtual machines shown in the following table.

Name	Connected to
VM1	Subnet1
VM2	Subnet2

The subscription contains the Azure App Service web apps shown in the following table.

Name	Description
WebApp1	Uses the Premium pricing tier and has virtual network integration with VNet1
WebApp2	Uses the Isolated pricing tier and is deployed to Subnet2

For each of the following statements, select Yes if the statement is true. Otherwise, select No.
 NOTE: Each correct selection is worth one point.

Answer Area

Statements	Yes	No
WebApp1 can communicate with VM2.	<input type="radio"/>	<input type="radio"/>
NSG1 controls inbound traffic to WebApp1.	<input type="radio"/>	<input type="radio"/>
WebApp2 can communicate with VM1.	<input type="radio"/>	<input type="radio"/>

- A. Mastered
- B. Not Mastered

Answer: A

Explanation:

? WebApp1 can communicate with VM2. No, this is not correct. According to the tables, WebApp1 is integrated with VNet1, which has a peering connection with VNet2. Therefore, WebApp1 cannot communicate with VM2 across different virtual networks1.
 ? NSG1 controls inbound traffic to WebApp1. No, this is not correct. According to the tables, NSG1 is associated with Subnet1 in VNet1, which is integrated with WebApp1. However, network security groups only control outbound traffic from App Service apps to virtual networks, not inbound traffic to App Service apps from virtual networks2. Therefore, NSG1 does not control inbound traffic to WebApp1.
 ? WebApp2 can communicate with VM1. Yes, this is correct. According to the tables, WebApp2 is integrated with VNet3, which has a peering connection with VNet2. VM1 is in Subnet2 in VNet2, which has a network security group named NSG2 that allows inbound traffic from any source on port 803. Therefore, WebApp2 can communicate with VM1 on port 80 across peered virtual networks.

NEW QUESTION 159

- (Topic 5)

You have an Azure subscription that contains an Azure Storage account.

You plan to create an Azure container instance named container1 that will use a Docker image named Image1. Image1 contains a Microsoft SQL Server instance that requires persistent storage.

You need to configure a storage service for Container1. What should you use?

- A. Azure Files
- B. Azure Blob storage
- C. Azure Queue storage
- D. Azure Table storage

Answer: A

Explanation:

<https://azure.microsoft.com/en-us/blog/persistent-docker-volumes-with-azure-file-storage/>

NEW QUESTION 161

- (Topic 5)

You have an Azure subscription that contains 20 virtual machines, a network security group (NSG) named NSG1, and two virtual networks named VNET1 and VNET2 that are peered.

You plan to deploy an Azure Bastion Basic SKU host named Bastion1 to VNET1. You need to configure NSG1 to allow inbound access from the internet to Bastion1.

Which port should you configure for the inbound security rule?

- A. 22
- B. 443
- C. 3389
- D. 8080

Answer: B

Explanation:

Azure Bastion is a service that provides secure and seamless RDP/SSH connectivity to virtual machines directly over TLS from the Azure portal or via native client. Azure Bastion uses an HTML5 based web client that is automatically streamed to your local device. Your RDP/SSH session is over TLS on port 443. This enables the traffic to traverse firewalls more securely. To allow inbound access from the internet to Bastion1, you need to configure NSG1 to allow port 443 for the inbound security rule. References:

? What is Azure Bastion?

? About Azure Bastion configuration settings

NEW QUESTION 162

- (Topic 5)

You have an Azure DNS zone named adatum.com. You need to delegate a subdomain named research.adatum.com to a different DNS server in Azure. What should you do?

- A. Create an PTR record named research in the adatum.com zone.
- B. Create an NS record named research in the adatum.com zone.
- C. Modify the SOA record of adatum.com.
- D. Create an A record named *. research in the adatum.com zone

Answer: B

Explanation:

<https://docs.microsoft.com/en-us/azure/dns/delegate-subdomain>

NEW QUESTION 163

- (Topic 5)

Note: This question is part of a series of questions that present the same scenario. Each question in the series contains a unique solution that might meet the stated goals. Some question sets might have more than one correct solution, while others might not have a correct solution.

After you answer a question in this section, you will NOT be able to return to it. As a result, these questions will not appear in the review screen.

You have an Azure Active Directory (Azure AD) tenant named Adatum and an Azure Subscription named Subscription1. Adatum contains a group named Developers. Subscription1 contains a resource group named Dev.

You need to provide the Developers group with the ability to create Azure logic apps in the Dev resource group.

Solution: On Dev, you assign the Logic App Operator role to the Developers group. Does this meet the goal?

- A. Yes
- B. No

Answer: B

Explanation:

The Logic App Operator role only grants the ability to read, enable, disable, and run logic apps. It does not grant the ability to create logic apps. To create logic apps, you need to assign the Logic App Contributor role or a higher-level role such as Owner or Contributor. Then, References: [Built-in roles for Azure resources] [Azure Logic Apps permissions and access control]

NEW QUESTION 167

- (Topic 5)

You develop the following Azure Resource Manager (ARM) template to create a resource group and deploy an Azure Storage account to the resource group.

Which cmdlet should you run to deploy the template?

- A. New-AzTenantDeployment
- B. New-AzResourceGroupDeployment
- C. New-AzResource
- D. New-AzOeployment

Answer: B

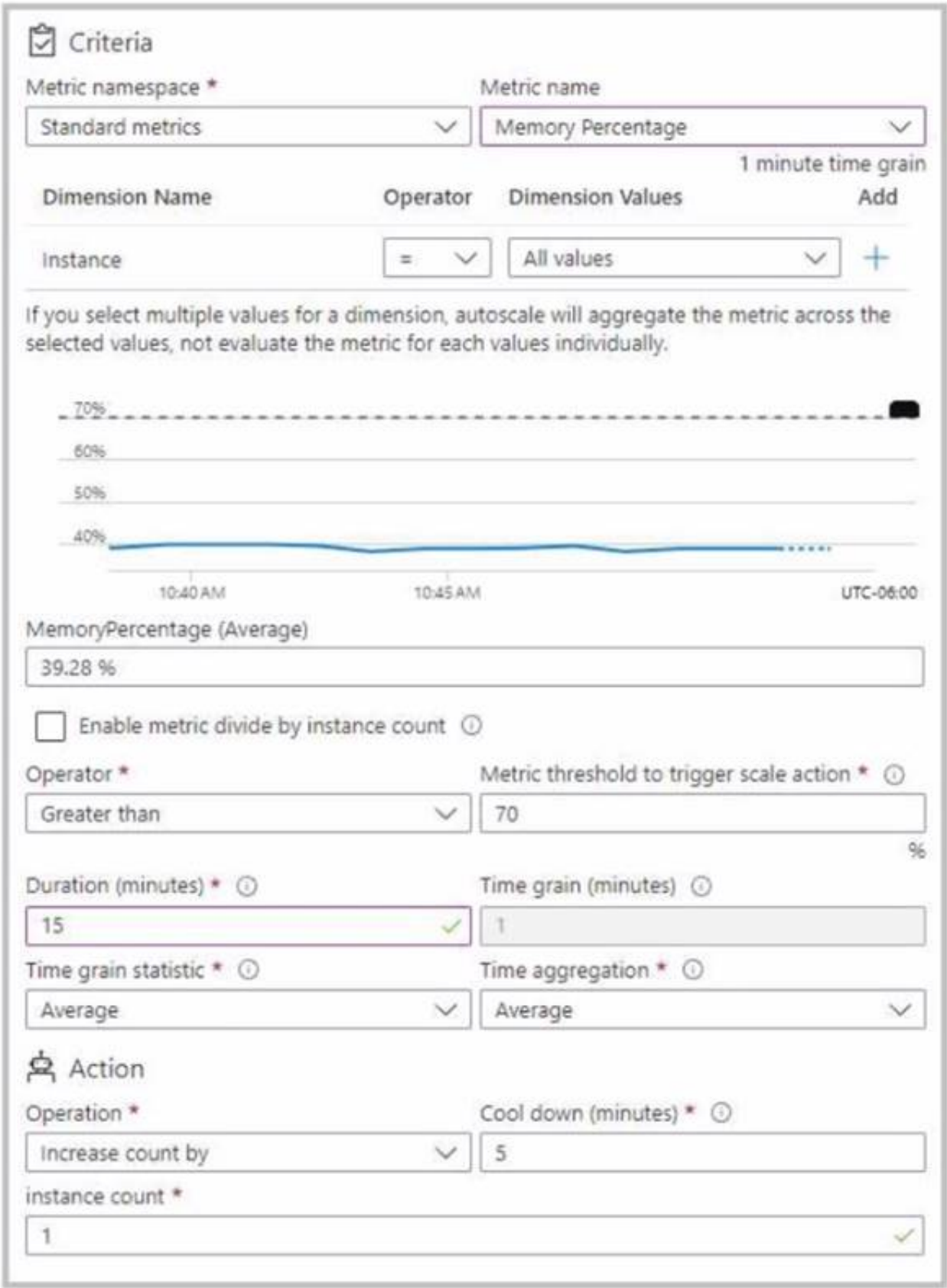
Explanation:

The New-AzResourceGroupDeployment cmdlet deploys an Azure Resource Manager template to a resource group. You can use this cmdlet to create a new resource group or update an existing one with the resources defined in the template. The template can be a local file or a URI. Then, References: [New-AzResourceGroupDeployment]

NEW QUESTION 169

- (Topic 5)

You have an Azure App Service app named App1 that contains two running instances. You have an autoscale rule configured as shown in the following exhibit.



For the Instance limits scale condition setting, you set Maximum to 5. During a 30-minute period, App1 uses 80 percent of the available memory. What is the maximum number of instances for App1 during the 30-minute period?

- A. Mastered
- B. Not Mastered

Answer: A

NEW QUESTION 172

- (Topic 5)

You have an Azure Resource Manager that is used to deploy an Azure virtual machine. Template1 contains the following text:

```

"location": {
  "type": "String",
  "defaultValue": "eastus",
  "allowedValues": [
    "canadacentral",
    "eastus",
    "westeurope",
    "westus" ]
}

```

The variables section in Template1 contains the following text: "location": "westeurope"
 The resources section in Template1 contains the following text:

```

"type": "Microsoft.Compute/virtualMachines",
"apiVersion": "2018-10-01",
"name": "[variables('vmName')]",
"location": "westeurope",

```

You need to deploy the virtual machine to the West US location by using Template1. What should you do?

- A. Modify the location in the resource section to westus
- B. Select West US during the deployment
- C. Modify the location in the variables section to westus

Answer: A

Explanation:

You can change the location in resources. Parameters used to define the value of some variables to be able to use in different places in the template resources. Resources are used only for complicated expressions. In any case, RM will only deploy from resources. In case the value is not mentioned directly, then it will check parameters if it is specified in the resources. Based on this question, the value of location is defined directly in resources. so you change the resources location value.

Use location parameter. To allow flexibility when deploying your template, use a parameter to specify the location for resources. Set the default value of the parameter to resourceGroup().location.

Reference:

<https://docs.microsoft.com/en-us/azure/azure-resource-manager/templates/resource-location?tabs=azure-powershell>

<https://docs.microsoft.com/en-us/azure/azure-resource-manager/templates/template-syntax#resources>

NEW QUESTION 175

- (Topic 5)

You plan to automate the deployment of a virtual machine scale set that uses the Windows Server 2016 Datacenter image.

You need to ensure that when the scale set virtual machines are provisioned, they have web server components installed.

Which two actions should you perform? Each correct answer presents part of the solution. NOTE Each correct selection is worth one point.

- A. Modify the extensionProfile section of the Azure Resource Manager template.
- B. Create a new virtual machine scale set in the Azure portal.
- C. Create an Azure policy.
- D. Create an automation account.
- E. Upload a configuration script.

Answer: AB

Explanation:

To automate the deployment of a virtual machine scale set that uses the Windows Server 2016 Datacenter image and has web server components installed, you need to perform the following actions:

1. Modify the extensionProfile section of the Azure Resource Manager template. This section defines the extensions that are applied to the scale set virtual machines after they are provisioned. You can use the Custom Script Extension to run PowerShell scripts that install and configure the web server components. For more information, see Deploy an application to an Azure Virtual Machine Scale Set1.

2. Upload a configuration script. This is the PowerShell script that contains the commands to install and configure the web server components. You can upload the script to a storage account or a GitHub repository, and then reference it in the extensionProfile section of the template. For an example of a configuration script, see Tutorial: Install applications in Virtual Machine Scale Sets with Azure PowerShell2.

NEW QUESTION 178

HOTSPOT - (Topic 5)

You have an Azure subscription that contains the virtual machines shown in the following table.

Name	Operating system	Connects to
VM1	Windows Server 2019	Subnet1
VM2	Windows Server 2019	Subnet2

VM1 and VM2 use public IP addresses. From Windows Server 2019 on VM1 and VM2, you allow inbound Remote Desktop connections. Subnet1 and Subnet2 are in a virtual network named VNET1.

The subscription contains two network security groups (NSGs) named NSG1 and NSG2. NSG1 uses only the default rules.

NSG2 uses the default rules and the following custom incoming rule;

- Priority: 100
- Name: Rule1
- Port: 3389
- Protocol: TCP
- Source: Any
- Destination: Any
- Action: Allow

NSG1 is associated to Subnet1. NSG2 is associated to the network interface of VM2.

For each of the following statements, select Yes if the statement is true. Otherwise, select No.

NOTE: Each correct selection is worth one point.

Answer Area

Statements	Yes	No
From the internet, you can connect to VM1 by using Remote Desktop.	<input type="radio"/>	<input type="radio"/>
From the internet, you can connect to VM2 by using Remote Desktop.	<input type="radio"/>	<input type="radio"/>
From VM1, you can connect to VM2 by using Remote Desktop.	<input type="radio"/>	<input type="radio"/>

Answer:

Answer Area

Statements	Yes	No
From the internet, you can connect to VM1 by using Remote Desktop.	<input type="radio"/>	<input checked="" type="radio"/>
From the internet, you can connect to VM2 by using Remote Desktop.	<input checked="" type="radio"/>	<input type="radio"/>
From VM1, you can connect to VM2 by using Remote Desktop.	<input checked="" type="radio"/>	<input type="radio"/>

- A. Mastered
 B. Not Mastered

Answer: A

Explanation:

No: VM1 has default rules which denies any port open for inbound rules. Yes: VM2 has custom rule allowing RDP port.

Yes: VM1 and VM2 are in the same Vnet. by default, communication are allowed.

NEW QUESTION 179

- (Topic 5)

You have a Microsoft 365 tenant and an Azure Active Directory (Azure AD) tenant named contoso.com.

You plan to grant three users named User1, User2, and User3 access to a temporary Microsoft SharePoint document library named Library1.

You need to create groups for the users. The solution must ensure that the groups are deleted automatically after 180 days.

Which two groups should you create? Each correct answer presents a complete solution. NOTE: Each correct selection is worth one point.

- A. a Security group that uses the Assigned membership type
 B. an Office 365 group that uses the Assigned membership type
 C. an Office 365 group that uses the Dynamic User membership type
 D. a Security group that uses the Dynamic User membership type
 E. a Security group that uses the Dynamic Device membership type

Answer: BC

Explanation:

You can set expiration policy only for Office 365 groups in Azure Active Directory (Azure AD).

Note: With the increase in usage of Office 365 Groups, administrators and users need a way to clean up unused groups. Expiration policies can help remove inactive groups from the system and make things cleaner.

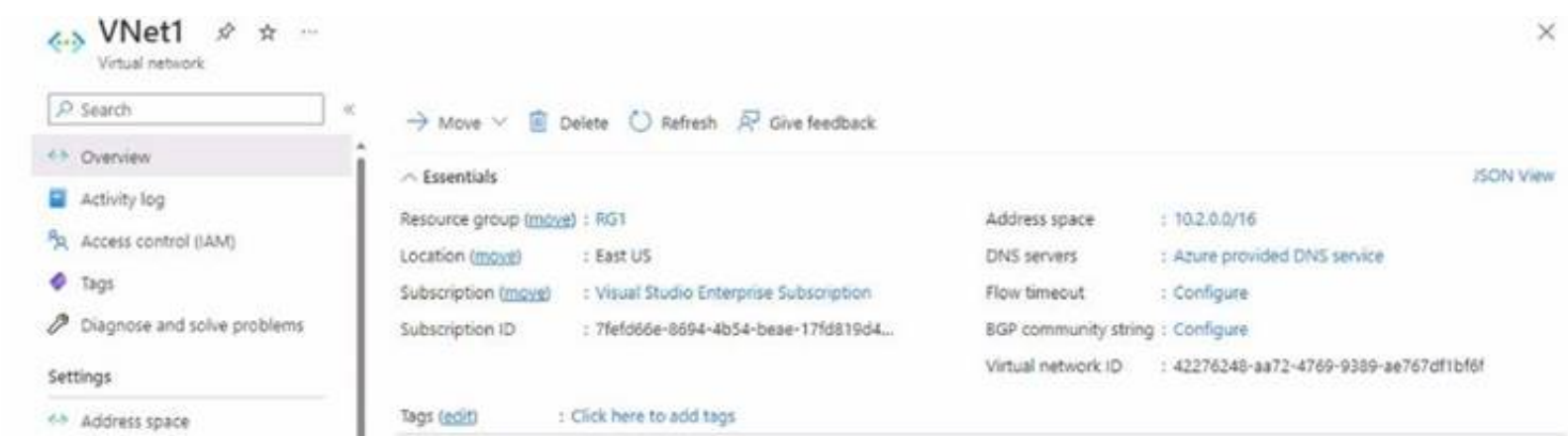
When a group expires, all of its associated services (the mailbox, Planner, SharePoint site, etc.) are also deleted.

You can set up a rule for dynamic membership on security groups or Office 365 groups.

NEW QUESTION 182

- (Topic 5)

You have a virtual network named VNet1 as shown in the exhibit. (Click the Exhibit tab.)



No devices are connected to VNet1.
 You plan to peer VNet1 to another virtual network named VNet2. VNet2 has an address space of 10.2.0.0/16.
 You need to create the peering. What should you do first?

- A. Configure a service endpoint on VNet2.
- B. Modify the address space of VNet1.
- C. Add a gateway subnet to VNet1.
- D. Create a subnet on VNet1 and VNet2.

Answer: B

Explanation:

To create a peering between two virtual networks, the address spaces of the virtual networks must not overlap. VNet1 has an address space of 10.0.0.0/16, which overlaps with VNet2's address space of 10.2.0.0/16. Therefore, you need to modify the address space of VNet1 to a non-overlapping range, such as 10.1.0.0/16, before you can create the peering. You do not need to configure a service endpoint, add a gateway subnet, or create a subnet on either virtual network for the peering to work. Then, References: [Virtual network peering] [Modify a virtual network's address space]

NEW QUESTION 185

HOTSPOT - (Topic 5)

You have an Azure subscription that contains a storage account named storage1. The subscription is linked to an Azure Active Directory (Azure AD) tenant named contoso.com that syncs to an on-premises Active Directory domain.
 The domain contains the security principals shown in the following table.

Name	Type
User1	User
Computer1	Computer

In Azure AD, you create a user named User2.
 The storage1 account contains a file share named share1 and has the following configurations.

```
"kind": "StorageV2",
"properties": {
  "azureFilesIdentityBasedAuthentication": {
    "directoryServiceOptions": "AD",
    "activeDirectoryProperties": {
      "domainName": "Contoso.com",
      "netBiosDomainName": "Contoso.com",
      "forestName": "Contoso.com",
    }
  }
}
```

For each of the following statements, select Yes if the statement is true. Otherwise, select No.
 NOTE: Each correct selection is worth one point.

Statements	Yes	No
You can assign the Storage File Data SMB Share Contributor role to User1 for share1.	<input type="radio"/>	<input type="radio"/>
You can assign the Storage File Data SMB Share Reader role to Computer1 for share1.	<input type="radio"/>	<input type="radio"/>
You can assign the Storage File Data SMB Share Elevated Contributor role to User2 for share1.	<input type="radio"/>	<input type="radio"/>

- A. Mastered
- B. Not Mastered

Answer: A

Explanation:

Statements	Yes	No
You can assign the Storage File Data SMB Share Contributor role to User1 for share1.	<input type="radio"/>	<input type="radio"/>
You can assign the Storage File Data SMB Share Reader role to Computer1 for share1.	<input type="radio"/>	<input checked="" type="radio"/>
You can assign the Storage File Data SMB Share Elevated Contributor role to User2 for share1.	<input checked="" type="radio"/>	<input type="radio"/>

NEW QUESTION 190

- (Topic 5)

Note: This question is part of a series of questions that present the same scenario. Each question in the series contains a unique solution that might meet the stated goals. Some question sets might have more than one correct solution, while others might not have a correct solution.

After you answer a question in this section, you will NOT be able to return to it. As a result, these questions will not appear in the review screen.

You have an Azure subscription that contains 10 virtual networks. The virtual networks are hosted in separate resource groups.

Another administrator plans to create several network security groups (NSGs) in the subscription.

You need to ensure that when an NSG is created, it automatically blocks TCP port 8080 between the virtual networks.

Solution: From the Resource providers blade, you unregister the Microsoft.ClassicNetwork provider.

Does this meet the goal?

- A. Yes
- B. No

Answer: B

Explanation:

No, this does not meet the goal. Unregistering the Microsoft.ClassicNetwork provider does not affect the creation of network security groups (NSGs) in the subscription. The Microsoft.ClassicNetwork provider is used for managing classic deployment model resources, such as virtual networks, network interfaces, and public IP addresses¹. However, NSGs are only supported for Resource Manager deployment model resources². Therefore, unregistering the Microsoft.ClassicNetwork provider will not automatically block TCP port 8080 between the virtual networks.

To meet the goal, you need to create a custom policy definition that enforces a default security rule for NSGs. A policy definition is a set of rules and actions that Azure performs when evaluating your resources³. You can use a policy definition to specify the required properties and values for NSGs, such as the direction, protocol, source, destination, and port of the security rule. You can then assign the policy definition to the subscription scope, so that it applies to all the resource groups and virtual networks in the subscription.

NEW QUESTION 195

HOTSPOT - (Topic 5)

You have an Azure subscription that contains the storage accounts shown in the following table.

Name	Kind	Redundancy
storage1	StorageV2	Geo-zone-redundant storage (GZRS)
storage2	BlobStorage	Read-access geo-redundant storage (RA-GRS)
storage3	BlockBlobStorage	Zone-redundant storage (ZRS)

You need to identify which storage accounts support lifecycle management, and which storage accounts support moving data to the Archive access tier. What should you identify for each requirement? To answer, select the appropriate options in the answer area. NOTE: Each correct answer is worth one point.

Answer Area

Lifecycle management:

storage2 only

storage1 only

storage2 only

storage1 and storage3 only

storage2 and storage3 only

storage1, storage2, and storage3

The Archive access tier:

storage1, storage2, and storage3

storage1 only

storage2 only

storage1 and storage3 only

storage2 and storage3 only

storage1, storage2, and storage3

- A. Mastered
- B. Not Mastered

Answer: A

Explanation:

1) storage1, storage2, storage3

"Lifecycle management policies are supported for block blobs and append blobs in general- purpose v2, premium block blob, and Blob Storage accounts."

<https://learn.microsoft.com/en-us/azure/storage/blobs/lifecycle-management-overview>

2) storage2

"The archive tier isn't supported for ZRS, GZRS, or RA-GZRS accounts." <https://learn.microsoft.com/en-us/azure/storage/blobs/access-tiers-overview#archive-access-tier>

NEW QUESTION 196

HOTSPOT - (Topic 5)

You have an Azure subscription that contains the storage accounts shown in the following exhibit.

Storage accounts

Default Directory

+ Add ⚙️ Manage view ↻ Refresh ⬇️ Export to CSV | 🏷️ Assign tags 🗑️ Delete | ❤️ Feedback

Filter by name... Subscription == all Resource group == all Location == all + Add filter

Showing 1 to 4 of 4 records.

<input type="checkbox"/>	Name ↑↓	Type ↑↓	Kind ↑↓	Resource group ↑↓	Location ↑↓
<input type="checkbox"/>	contoso101	Storage account	StorageV2	RG1	East US
<input type="checkbox"/>	contoso102	Storage account	Storage	RG1	East US
<input type="checkbox"/>	contoso103	Storage account	BlobStorage	RG1	East US
<input type="checkbox"/>	contoso104	Storage account	FileStorage	RG1	East US

Use the drop-down menus to select the answer choice that completes each statement based on the information presented in the graphic.

NOTE: Each correct selection is worth one point.

You can create a premium file share in

contoso101only
contoso104 only
contoso101 or contoso104 only
contoso101, contoso102, or contoso104 only
contoso101, contoso102, contoso103, or contoso104

You can use the Archive access tier in

contoso101only
contoso101 or contoso103 only
contoso101, contoso102, and contoso103 only
contoso101, contoso102, and contoso104 only
contoso101, contoso102, contoso103, and contoso104

- A. Mastered
- B. Not Mastered

Answer: A

Explanation:

Box 1: contoso104 only

Premium file shares are hosted in a special purpose storage account kind, called a FileStorage account.

Box 2: contoso101, contoso102, and contoso103 only

NEW QUESTION 199

HOTSPOT - (Topic 5)

You have the App Service plans shown in the following table.

Name	Operating system	Location
ASP1	Windows	West US
ASP2	Windows	Central US
ASP3	Linux	West US

You plan to create the Azure web apps shown in the following table.

Name	Runtime stack	Location
WebApp1	.NET Core 3.0	West US
WebApp2	ASP.NET 4.7	West US

You need to identify which App Service plans can be used for the web apps.

What should you identify? To answer, select the appropriate options in the answer area.

NOTE: Each correct selection is worth one point.

WebApp1:

ASP1 only
ASP3 only
ASP1 and ASP2 only
ASP1 and ASP3 only
ASP1, ASP2, and ASP3

WebApp2:

ASP1 only
ASP3 only
ASP1 and ASP2 only
ASP1 and ASP3 only
ASP1, ASP2, and ASP3

- A. Mastered
B. Not Mastered

Answer: A

Explanation:

Box 1: ASP1 ASP3

Asp1, ASP3: ASP.NET Core apps can be hosted both on Windows or Linux.

Not ASP2: The region in which your app runs is the region of the App Service plan it's in. Box 2: ASP1 ASP.NET apps can be hosted on Windows only.

NEW QUESTION 202

- (Topic 5)

Your on-premises network contains a VPN gateway.

You have an Azure subscription that contains the resources shown in the following table.

Name	Type	Description
vgw1	Virtual network gateway	Gateway for Site-to-Site VPN to the on-premises network
storage1	Storage account	Standard performance tier
Vnet1	Virtual network	Enabled forced tunneling
VM1	Virtual machine	Connected to Vnet1

You need to ensure that all the traffic from VM1 to storage1 travels across the Microsoft backbone network. What should you configure?

- A. private endpoints
B. Azure Firewall
C. Azure AD Application Proxy
D. Azure Peering Service

Answer: B

Explanation:

Per the MS documentation, private endpoint seems to be the proper choice: "You can use private endpoints for your Azure Storage accounts to allow clients on a virtual network (VNet) to securely access data over a Private Link. The private endpoint uses a separate IP address from the VNet address space for each storage account service. Network traffic between the clients on the VNet and the storage account traverses over the VNet and a private link on the Microsoft backbone network, eliminating exposure from the public internet." Link: <https://learn.microsoft.com/en-us/azure/storage/common/storage-private-endpoints>

NEW QUESTION 207

HOTSPOT - (Topic 5)

You have an Azure Kubernetes Service (AKS) cluster named AKS1 and a computer named Computer1 that runs Windows 10. Computer1 has the Azure CLI installed.

You need to install the kubectl client on Computer1.

Which command should you run? To answer, select the appropriate options in the answer area.

NOTE: Each correct selection is worth one point.

az	aks
docker	/package
msiexec.exe	-name
Install-Module	pull

Install-cli

- A. Mastered
- B. Not Mastered

Answer: A

Explanation:

To install kubectl locally, use the az aks install-cli command: az aks install-cli

NEW QUESTION 212

HOTSPOT - (Topic 5)

You have an Azure subscription that contains the virtual networks shown in the following table.

Name	Peered with	DNS server
VNET1	VNET2	Default (Azure-provided)
VNET2	VNET1	10.10.0.4

You have the virtual machines shown in the following table.

Name	IP address	Network interface	Connects to
Server1	10.10.0.4	NIC1	VNET1/Subnet1
Server2	172.16.0.4	NIC2	VNET1/Subnet2
Server3	192.168.0.4	NIC3	VNET2/Subnet2

You have the virtual network interfaces shown in the following table.

Name	DNS server
NIC1	Inherit from virtual network
NIC2	10.10.0.4
NIC3	Inherit from virtual network

Server1 is a DNS server that contains the resources shown in the following table.

Name	Type	Value
contoso.com	Primary DNS zone	Not applicable
Host1.contoso.com	A record	131.107.10.15

You have an Azure private DNS zone named contoso.com that has a virtual network link to VNET2 and the records shown in the following table.

Name	Type	Value
Host1	A record	131.107.200.20
Host2	A record	131.107.50.50

For each of the following statements, select Yes if the statement is true. Otherwise, select No.

NOTE: Each correct selection is worth one point.

Statements	Yes	No
Server2 resolves host2.contoso.com to 131.107.50.50.	<input type="radio"/>	<input type="radio"/>
Server2 resolves host1.contoso.com to 131.107.10.15.	<input type="radio"/>	<input type="radio"/>
Server3 resolves host2.contoso.com to 131.107.50.50.	<input type="radio"/>	<input type="radio"/>

- A. Mastered
- B. Not Mastered

Answer: A

Explanation:

NEW QUESTION 214

- (Topic 5)

You have an Azure subscription that contains the virtual machines shown in the following table.

javascript:void(0)

Name	Public IP SKU	Connected to	Status
VM1	None	VNET1/Subnet1	Stopped (deallocated)
VM2	Basic	VNET1/Subnet2	Running

You deploy a load balancer that has the following configurations:

- Name: LB1
- Type internal
- SKU: Standard
- Virtual network VNET1

You need to ensure that you can add VM1 and VM2 to the backend pool of LB1.

Solution: You create a Basic SKU public IP address, associate the address to the network interface of VM1, and then start VM1.

Does this meet the goal?

- A. Yes
- B. No

Answer: B

Explanation:

You can only attach virtual machines that are in the same location and on the same virtual network as the LB. Virtual machines must have a standard SKU public IP or no public IP.

The LB needs to be a standard SKU to accept individual VMs outside an availability set or vmss. VMs do not need to have public IPs but if they do have them they have to be standard SKU. Vms can only be from a single network. When they don't have a public IP they are assigned an ephemeral IP.

Also, when adding them to a backend pool, it doesn't matter in which status are the VMs. Note: Load balancer and the public IP address SKU must match when you use them with public IP addresses.

NEW QUESTION 219

HOTSPOT - (Topic 5)

You have an Azure subscription named Subscription1 that contains the following resource group:

- ? Name: RG1
- ? Region: West US
- ? Tag: "tag1": "value1"

You assign an Azure policy named Policy1 to Subscription1 by using the following configurations:

- ? Exclusions: None
- ? Policy definition: Append tag and its default value
- ? Assignment name: Policy1
- ? Parameters:
- Tag name: Tag2
 - Tag value: Value2

After Policy1 is assigned, you create a storage account that has the following configurations:

- ? Name: storage1
- ? Location: West US
- ? Resource group: RG1
- ? Tags: "tag3": "value3"

You need to identify which tags are assigned to each resource.

What should you identify? To answer, select the appropriate options in the answer area.

NOTE: Each correct selection is worth one point.

Tags assigned to RG1:

<input type="checkbox"/> "tag1": "value1" only
<input type="checkbox"/> "tag2": "value2" only
<input type="checkbox"/> "tag1": "value1" and "tag2": "value2"

Tags assigned to storage1:

<input type="checkbox"/> "tag3": "value3" only
<input type="checkbox"/> "tag1": "value1" and "tag3": "value3"
<input type="checkbox"/> "tag2": "value2" and "tag3": "value3"
<input type="checkbox"/> "tag1": "value1", "tag2": "value2", and "tag3": "value3"

- A. Mastered
- B. Not Mastered

Answer: A

Explanation:

Box 1: "tag1": "value1" only

Box 2: "tag2": "value2" and "tag3": "value3"

Tags applied to the resource group are not inherited by the resources in that resource group.

References:

<https://docs.microsoft.com/en-us/azure/azure-resource-manager/resource-group-using-tags>

NEW QUESTION 222

- (Topic 5)

You plan to deploy three Azure virtual machines named VM1, VM2, and VM3. The virtual machines will host a web app named App1.

You need to ensure that at least two virtual machines are available if a single Azure datacenter becomes unavailable.

What should you deploy?

- A. all three virtual machines in a single Availability Zone
- B. all virtual machines in a single Availability Set
- C. each virtual machine in a separate Availability Zone
- D. each virtual machine in a separate Availability Set

Answer: C

Explanation:

An Availability Zone in an Azure region is a combination of a fault domain and an update domain. For example, if you create three or more VMs across three zones in an Azure region, your VMs are effectively distributed across three fault domains and three update domains. The Azure platform recognizes this distribution across update domains to make sure that VMs in different zones are not updated at the same time.

Reference link

<https://learn.microsoft.com/en-us/training/modules/configure-virtual-machine-availability/5-review-availability-zones>

NEW QUESTION 225

HOTSPOT - (Topic 5)

You have an Azure subscription.

You need to deploy a virtual machine by using an Azure Resource Manager (ARM) template.

How should you complete the template? To answer, select the appropriate options in the answer area.

NOTE: Each correct selection is worth one point.

Answer Area

```
{
  "$schema": "https://schema.management.azure.com/schemas/2015-01-01/deploymentTemplate.json#",
  ...

  "type": "Microsoft.Compute/virtualMachines",
  ...
  "dependsOn": [
    "[
      reference
      resourceId
      Union
    ]",
    ...
  ],
  "properties": {
    "storageProfile": {
      "imageReference": {
        "publisher": "MicrosoftWindowsServer",
        "offer": "WindowsServer",
        "sku": "2019-Datacenter",
        "version": "latest"
      },
      ...
    }
  }
}
```

- A. Mastered
- B. Not Mastered

Answer: A

Explanation:

- dependsON: resourceID

- storageProfile: ImageReference Reference :

<https://learn.microsoft.com/en-us/azure/azure-resource-manager/templates/resource-dependency#dependson>

<https://learn.microsoft.com/en-us/javascript/api/@azure/arm-compute/storageprofile?view=azure-node-latest>

NEW QUESTION 229

- (Topic 5)

You have an Azure subscription named Subscription1 that contains virtual network named VNet1. VNet1 is in a resource group named RG1. A user named User1 has the following roles for Subscription1:

- Reader
- Security Admin
- Security Reader

You need to ensure that User1 can assign the Reader role for VNet1 to other users. What should you do?

- A. Remove User1 from the Security Reader and Reader roles for Subscription1.
- B. Assign User1 the Owner role for VNet1.
- C. Remove User1 from the Security Reader role for Subscription1. Assign User1 the Contributor role for RG1.
- D. Remove User1 from the Security Reader and Reader roles for Subscription1. Assign User1 the Contributor role for Subscription1

Answer: B

Explanation:

<https://docs.microsoft.com/en-us/azure/role-based-access-control/rbac-and-directory-admin-roles#:~:text=The%20User%20Access%20Administrator%20role%20>

enables%20the%20user%20to%20grant,Azure%20subscriptions%20and%20management%20groups.

NEW QUESTION 231

- (Topic 5)

You have an Azure subscription.

Users access the resources in the subscription from either home or from customer sites. From home, users must establish a point-to-site VPN to access the Azure resources. The users on the customer sites access the Azure resources by using site-to-site VPNs.

You have a line-of-business app named App1 that runs on several Azure virtual machine. The virtual machines run Windows Server 2016.

You need to ensure that the connections to App1 are spread across all the virtual machines.

What are two possible Azure services that you can use? Each correct answer presents a complete solution.

NOTE: Each correct selection is worth one point.

- A. a public load balancer
- B. Traffic Manager
- C. an Azure Content Delivery Network (CDN)
- D. an internal load balancer
- E. an Azure Application Gateway

Answer: DE

Explanation:

Line of Business WebAPP works on VMs need internal load balancer. So D is needed. Then deploy WebAPP on VMs, check the link.

<https://docs.microsoft.com/en-us/azure/application-gateway/quick-create-portal> So B is needed as well. The original answer is not accomplished.

NEW QUESTION 233

HOTSPOT - (Topic 5)

You have an Azure subscription named Subscription1 that contains a virtual network named VNet1. You add the users in the following table.

User	Role
User1	Owner
User2	Security Admin
User3	Network Contributor

Which user can perform each configuration? To answer select the appropriate options in the answer area. NOTE: Each correct selection is worth one point.

Answer Area

Add a subnet to VNet1:

User1 and User3 only

User1 only
User3 only
User1 and User3 only
User2 and User3 only
User1, User2, and User3

Assign a user the Reader role to VNet1:

User1 only

User1 only
User2 only
User3 only
User1 and User2 only
User2 and User3 only
User1, User2, and User3

- A. Mastered
- B. Not Mastered

Answer: A

Explanation:

User1 - The Owner Role lets you manage everything, including access to resources.

User3 - The Network Contributor role lets you manage networks, including creating subnets.

User2 - The Security Admin role can view security policies, view security states, edit security policies, view alerts and recommendations, dismiss alerts and recommendations.

NEW QUESTION 234

HOTSPOT - (Topic 5)

You have an Azure subscription that contains a storage account named storage1.

You need to configure a shared access signature (SAS) to ensure that users can only download blobs securely by name.

Which two settings should you configure? To answer, select the appropriate settings in the answer area.

NOTE: Each correct answer is worth one point.

Answer Area

Allowed services ⓘ
☒ Blob ☐ File ☐ Queue ☐ Table

Allowed resource types ⓘ
☐ Service ☐ Container ☐ Object

Allowed permissions ⓘ
☒ Read ☐ Write ☐ Delete ☐ List ☐ Add ☐ Create ☐ Update ☐ Process ☐ Immutable storage ☐ Permanent delete

Blob versioning permissions ⓘ
☐ Enables deletion of versions

Allowed blob index permissions ⓘ
☐ Read/Write ☐ Filter

Start and expiry date/time ⓘ
Start
End

Allowed IP addresses ⓘ

Allowed protocols ⓘ
☒ HTTPS only ☐ HTTPS and HT

Answer:

Answer Area

Allowed services ⓘ
☒ Blob ☐ File ☐ Queue ☐ Table

Allowed resource types ⓘ
☐ Service ☐ Container ☒ Object

Allowed permissions ⓘ
☒ Read ☐ Write ☐ Delete ☒ List ☐ Add ☐ Create ☐ Update ☐ Process ☐ Immutable storage ☐ Permanent delete

Blob versioning permissions ⓘ
☐ Enables deletion of versions

Allowed blob index permissions ⓘ
☐ Read/Write ☐ Filter

Start and expiry date/time ⓘ
Start
End

Allowed IP addresses ⓘ

Allowed protocols ⓘ
☒ HTTPS only ☐ HTTPS and HT

- A. Mastered
- B. Not Mastered

Answer: A

Explanation:

Allowed resources types: Objects (access by name)
Allowed Permissions: Read (you need download) and List (you need to see the object to read it)

NEW QUESTION 237

HOTSPOT - (Topic 5)

You plan to use Azure Network Watcher to perform the following tasks:

? Task1: Identify a security rule that prevents a network packet from reaching an Azure virtual machine

? Task2: Validate outbound connectivity from an Azure virtual machine to an external host

Which feature should you use for each task? To answer, select the appropriate options in the answer area.

NOTE: Each correct selection is worth one point.

Task1:

IP flow verify

Next hop

Packet capture

Security group view

Traffic Analytics

Task2:

Connection troubleshoot

IP flow verify

Next hop

NSG flow logs

Traffic Analytics

- A. Mastered
- B. Not Mastered

Answer: A

Explanation:

Task 1: IP flow verify
The IP flow verify capability enables you to specify a source and destination IPv4 address, port, protocol (TCP or UDP), and traffic direction (inbound or outbound). IP flow verify then tests the communication and informs you if the connection succeeds or fails. If the connection fails, IP flow verify tells you which security rule allowed or denied the communication, so that you can resolve the problem.

Task 2: Connection troubleshoot
The connection troubleshoot capability enables you to test a connection between a VM and another VM, an FQDN, a URI, or an IPv4 address. The test returns similar information returned when using the connection monitor capability, but tests the connection at a point in time, rather than monitoring it over time.

NEW QUESTION 241

- (Topic 5)
You have two Azure virtual networks named VNet1 and VNet2. VNet1 contains an Azure virtual machine named VM1. VNet2 contains an Azure virtual machine named VM2.
VM1 hosts a frontend application that connects to VM2 to retrieve data.
Users report that the frontend application is slower than usual.
You need to view the average round-trip time (RTT) of the packets from VM1 to VM2. Which Azure Network Watcher feature should you use?

- A. NSG flow logs
- B. Connection troubleshoot
- C. IP flow verify
- D. Connection monitor

Answer: D

Explanation:

<https://learn.microsoft.com/en-us/azure/network-watcher/network-watcher-monitoring-overview#monitoring>
The connection monitor capability monitors communication at a regular interval and informs you of reachability, latency, and network topology changes between the VM and the endpoint.
Connection monitor also provides the minimum, average, and maximum latency observed over time. After learning the latency for a connection, you may find that you can decrease the latency by moving your Azure resources to different Azure regions.

NEW QUESTION 242

HOTSPOT - (Topic 5)
You have an Azure subscription that contains an Azure Storage account named storageaccount1.
You export storageaccount1 as an Azure Resource Manager template. The template contains the following sections.

```
{
  "type": "Microsoft.Storage/storageAccounts",
  "apiVersion": "2019-06-01",
  "name": "storageaccount1",
  "location": "eastus",
  "sku": {
    "name": "Standard_LRS",
    "tier": "Standard"
  },
  "kind": "StorageV2",
  "properties": {
    "networkAcls": {
      "bypass": "AzureServices",
      "virtualNetworkRules": [],
      "ipRules": [],
      "defaultAction": "Allow"
    },
    "supportsHttpsTrafficOnly": true,
    "encryption": {
      "services": {
        "file": {
          "keyType": "Account",
          "enabled": true
        },
        "blob": {
          "keyType": "Account",
          "enabled": true
        }
      }
    },
    "keySource": "Microsoft.Storage"
  },
  "accessTier": "Hot"
},
```

For each of the following statements, select Yes if the statement is true. Otherwise, select No.
NOTE: Each correct selection is worth one point.

Answer Area	Statements	Yes	No
	A server that has a public IP address of 131.107.103.10 can access storageaccount1.	<input type="radio"/>	<input type="radio"/>
	Individual blobs in storageaccount1 can be set to use the archive tier.	<input type="radio"/>	<input type="radio"/>
	Global administrators in Azure AD can access a file share hosted in storageaccount1 by using their Azure AD credentials.	<input type="radio"/>	<input type="radio"/>

- A. Mastered
- B. Not Mastered

Answer: A

Explanation:

Answer Area

Statements	Yes	No
A server that has a public IP address of 131.107.103.10 can access storageaccount1.	<input checked="" type="radio"/>	<input type="radio"/>
Individual blobs in storageaccount1 can be set to use the archive tier.	<input checked="" type="radio"/>	<input type="radio"/>
Global administrators in Azure AD can access a file share hosted in storageaccount1 by using their Azure AD credentials.	<input type="radio"/>	<input checked="" type="radio"/>

NEW QUESTION 247

- (Topic 5)

You have an on-premises server that contains a folder named D:\Folder1.

You need to copy the contents of D:\Folder1 to the public container in an Azure Storage account named contoso data.

Which command should you run?

- A. `https://contosodata.blob.core.windows.net/public`
- B. `azcopy sync D:\folder1 https://contosodata.blob.core.windows.net/public --snapshot`
- C. `azcopy copy D:\folder1 https://contosodata.blob.core.windows.net/public --recursive`
- D. `az storage blob copy start-batch D:\Folder1 https:// contosodata.blob.core.windows.net/public`

Answer: C

Explanation:

The `azcopy copy` command copies a directory (and all of the files in that directory) to a blob container. The result is a directory in the container by the same name.
Reference:

<https://docs.microsoft.com/en-us/azure/storage/common/storage-use-azcopy-blobs> <https://docs.microsoft.com/en-us/azure/storage/common/storage-ref-azcopy-copy>

NEW QUESTION 249

HOTSPOT - (Topic 5)

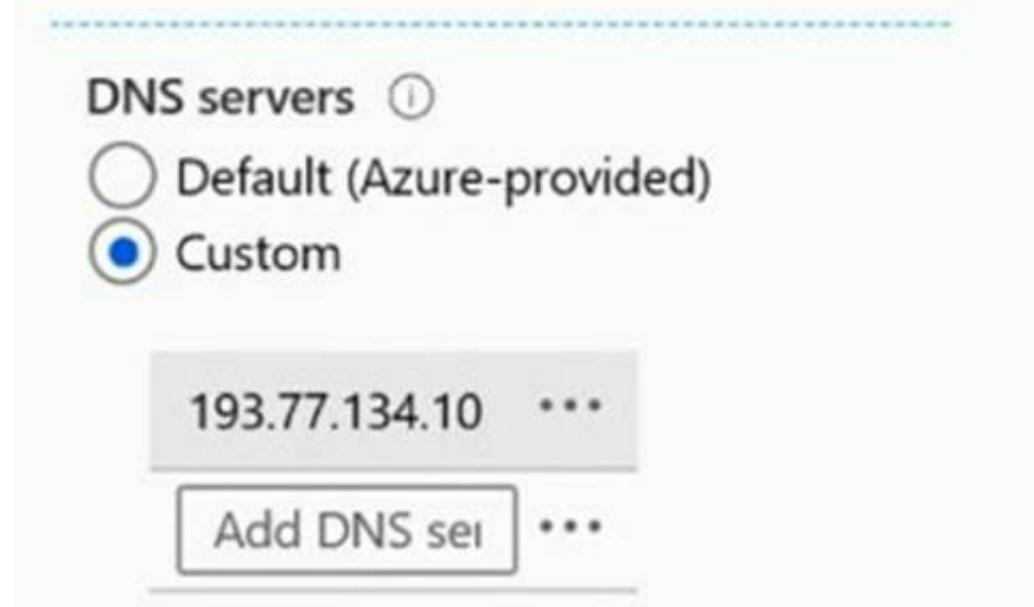
You have an Azure subscription that contains the Azure virtual machines shown in the following table.

Name	Operating system	Subnet	Virtual network
VM1	Windows Server 2019	Subnet1	VNET1
VM2	Windows Server 2019	Subnet2	VNET1
VM3	Red Hat Enterprise Linux 7.7	Subnet3	VNET1

You configure the network interfaces of the virtual machines to use the settings shown in the following table

Name	DNS server
VM1	<i>None</i>
VM2	192.168.10.15
VM3	192.168.10.15

From the settings of VNET1, you configure the DNS servers shown in the following exhibit.



The virtual machines can successfully connect to the DNS server that has an IP address of 192.168.10.15 and the DNS server that has an IP address of 193.77.134.10.

For each of the following statements, select Yes if the statement is true. Otherwise, select No.

	Yes	No
VM1 connects to 193.77.134.10 for DNS queries.	<input type="radio"/>	<input type="radio"/>
VM2 connects to 193.77.134.10 for DNS queries.	<input type="radio"/>	<input type="radio"/>
VM3 connects to 192.168.10.15 for DNS queries.	<input type="radio"/>	<input type="radio"/>

Answer:

	Yes	No
VM1 connects to 193.77.134.10 for DNS queries.	<input checked="" type="radio"/>	<input type="radio"/>
VM2 connects to 193.77.134.10 for DNS queries.	<input type="radio"/>	<input checked="" type="radio"/>
VM3 connects to 192.168.10.15 for DNS queries.	<input checked="" type="radio"/>	<input type="radio"/>

- A. Mastered
- B. Not Mastered


Answer: A

Explanation:

Box 1: Yes
You can specify DNS server IP addresses in the VNet settings. The setting is applied as the default DNS server(s) for all VMs in the VNet.
Box 2: No
You can set DNS servers per VM or cloud service to override the default network settings.
Box 3: Yes
You can set DNS servers per VM or cloud service to override the default network settings.

NEW QUESTION 254

HOTSPOT - (Topic 5)
You have several Azure virtual machines on a virtual network named VNet1. You configure an Azure Storage account as shown in the following exhibit.



contoso20 | Networking

Storage account

Firewalls and virtual networks

Private endpoint connections

Save

Discard

Refresh

Allow access from

☐ All networks
 ☒ Selected networks

Configure network security for your storage accounts.

Learn more

Virtual networks

Add existing virtual network

Add new virtual network

Virtual Network	Subnet	Address range	Endpoint Status	Resource Group	Subscription
VNET1	1			RG1	Visual Studio Premium with MSDN
	Prod	10.2.0.0/24	✓ Enabled	RG1	Visual Studio Premium with MSDN

Firewall

Add IP ranges to allow access from the internet or your on-premises networks. Learn more.

☐ Add your client IP address ('51.145.137.40')

Address range

IP address or CIDR

Resource instances

Specify resource instances that will have access to your storage account based on their system-assigned managed identity. Rules created by other tenants can only be modified by the creator.

Resource type

Instance name

Select a resource type

Select one or more instances

Exceptions

☐ Allow trusted Microsoft services to access this storage account
 ☐ Allow read access to storage logging from any network
 ☐ Allow read access to storage metrics from any network

Network Routing

Determine how you would like to route your traffic as it travels from its source to an Azure endpoint. Microsoft routing is recommended for most customers.

Routing preference *

☒ Microsoft network routing
 ☐ Internet routing

Publish route-specific endpoints

☐ Microsoft network routing
 ☐ Internet routing

Use the drop-down menus to select the answer choice that completes each statement based on the information presented in the graphic.
 NOTE: Each correct selection is worth one point.

Answer Area

The virtual machines on the 10.2.9.0/24 subnet will have network connectivity to the file shares in the storage account [answer choice].

never

always

during a backup

never

Azure Backup will be able to back up the unmanaged hard disks of the virtual machines in the storage account [answer choice].

never

always

during a backup

never

- A. Mastered
 B. Not Mastered

Answer: A

Explanation:

NEW QUESTION 259

- (Topic 5)

Note: This question is part of a series of questions that present the same scenario. Each question in the series contains a unique solution that might meet the stated goals. Some question sets might have more than one correct solution, while others might not have a correct solution.

After you answer a question in this section, you will NOT be able to return to it. As a result, these questions will not appear in the review screen.

You have an Azure virtual machine named VM1. VM1 was deployed by using a custom Azure Resource Manager template named ARM1.json.

You receive a notification that VM1 will be affected by maintenance. You need to move VM1 to a different host immediately.

Solution: From the Overview blade, you move the virtual machine to a different resource group.

Does this meet the goal?

- A. Yes
 B. No

Answer: B

Explanation:

Moving the virtual machine to a different resource group does not change the host that the virtual machine runs on. It only changes the logical grouping of the resources. To move the virtual machine to a different host, you need to redeploy it or use Azure Site Recovery. Then, References: [Move resources to new resource group or subscription] [Redeploy Windows VM to new Azure node] [Use Azure Site Recovery to migrate Azure VMs between Azure regions]

NEW QUESTION 261

HOTSPOT - (Topic 5)

You plan to deploy an Azure container instance by using the following Azure Resource Manager template.

```
{
  "type": "Microsoft.ContainerInstance/containerGroups",
  "apiVersion": "2018-10-01",
  "name": "webprod",
  "location": "westus",
  "properties": {
    "containers": [
      {
        "name": "webprod",
        "properties": {
          "image": "microsoft/iis:nanoserver",
          "ports": [
            {
              "protocol": "TCP",
              "port": 80
            }
          ],
          "environmentVariables": [],
          "resources": {
            "requests": {
              "memoryInGB": 1.5,
              "cpu": 1
            }
          }
        }
      }
    ],
    "restartPolicy": "OnFailure",
    "ipAddress": {
      "ports": [
        {
          "port": 80,
          "protocol": "TCP",
          "ip": "[parameters('IPAddress')]",
          "type": "Public"
        }
      ],
      "osType": "Windows"
    }
  }
}
```

Use the drop-down menus to select the answer choice that completes each statement based on the information presented in the template.

Internet users [answer choice].

can connect to the container from any device
cannot connect to the container
can only connect to the container from devices that run Windows

If Internet Information Services (IIS) in the container fail, [answer choice].

the container will restart automatically
the container will only restart manually
the container must be redeployed

Answer:

Internet users [answer choice].

can connect to the container from any device
cannot connect to the container
can only connect to the container from devices that run Windows

If Internet Information Services (IIS) in the container fail, [answer choice].

the container will restart automatically
the container will only restart manually
the container must be redeployed

- A. Mastered
- B. Not Mastered

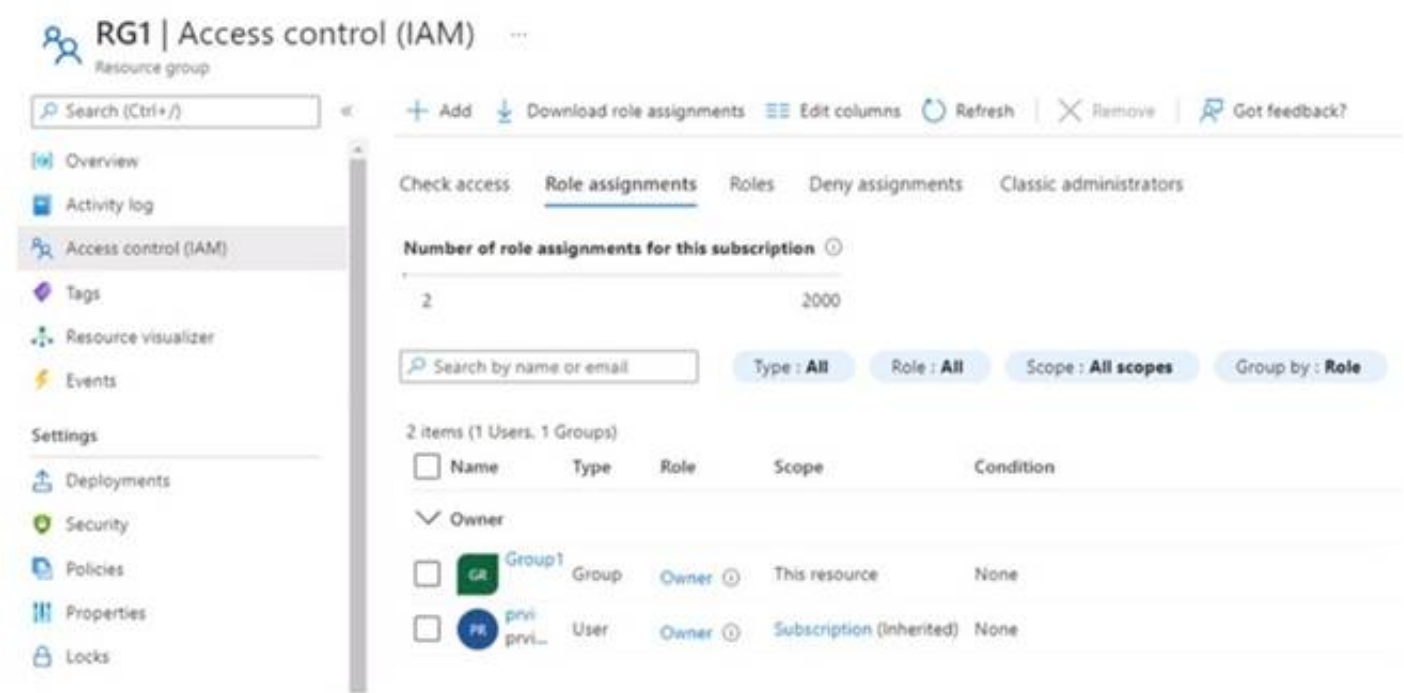
Answer: A

Explanation:

Box 1: can connect to the container from any device
In the policy "osType": "window" refer that it will create a container in a container group that runs Windows but it won't block access depending on device type.
Box 2: the container will restart automatically
Docker provides restart policies to control whether your containers start automatically when they exit, or when Docker restarts. Restart policies ensure that linked containers are started in the correct order. Docker recommends that you use restart policies, and avoid using process managers to start containers.
on-failure : Restart the container if it exits due to an error, which manifests as a non-zero exit code.
As the flag is mentioned as "on-failure" in the policy, so it will restart automatically

NEW QUESTION 265
HOTSPOT - (Topic 5)

You have an Azure subscription that contains the users shown in the following table. The groups are configured as shown in the following table.



For each of the following statements, select Yes if the statement is true. Otherwise, select No. NOTE: Each correct selection is worth one point.

Answer Area

Statements	Yes	No
You can assign User2 the Owner role for RG1 by adding Group2 as a member of Group1.	<input type="radio"/>	<input type="radio"/>
You can assign User3 the Owner role for RG1 by adding Group3 as a member of Group1.	<input type="radio"/>	<input type="radio"/>
You can assign User3 the Owner role for RG1 by assigning the Owner role to Group3 for RG1.	<input type="radio"/>	<input type="radio"/>

Answer:

Answer Area

Statements	Yes	No
You can assign User2 the Owner role for RG1 by adding Group2 as a member of Group1.	<input type="radio"/>	<input checked="" type="radio"/>
You can assign User3 the Owner role for RG1 by adding Group3 as a member of Group1.	<input type="radio"/>	<input checked="" type="radio"/>
You can assign User3 the Owner role for RG1 by assigning the Owner role to Group3 for RG1.	<input checked="" type="radio"/>	<input type="radio"/>

- A. Mastered
B. Not Mastered

Answer: A

Explanation:

https://learn.microsoft.com/en-us/azure/active-directory/roles/groups-concept#how-are- role-assignable-groups-protected
"Group nesting isn't supported. A group can't be added as a member of a role-assignable group."
For the second question:
https://learn.microsoft.com/en-us/azure/active-directory/fundamentals/how-to-manage- groups#add-or-remove-a-group-from-another-group
"We currently don't support:
Adding Microsoft 365 groups to Security groups or other Microsoft 365 groups. "
For the third question, although it appears truncated in the screenshot (ending with "for...") there is a reference about Microsoft 365 groups support for roles assignment here: https://learn.microsoft.com/en-us/azure/active-directory/roles/groups-concept#how-role- assignments-to-groups-work
"To assign a role to a group, you must create a new security or Microsoft 365 group with the is AssignableToRole property set to true. "

NEW QUESTION 269
HOTSPOT - (Topic 5)

You have an Azure subscription that contains the resource groups shown in the following table.

Name	Location
RG1	East US
RG2	West US

You create the following Azure Resource Manager (ARM) template named deploy.json.

```
{
  "$schema": "https://schema.management.azure.com/schemas/2015-01-01/deploymentTemplate.json#",
  "contentVersion": "1.0.0.0",
  "parameters": {},
  "variables": {},
  "resources": [
    {
      "type": "Microsoft.Resources/resourceGroups",
      "apiVersion": "2018-05-01",
      "location": "eastus",
      "name": "[concat('RG', copyIndex())]",
      "copy": {
        "name": "copy",
        "count": 4
      }
    }
  ],
  "outputs": {}
}
```

You deploy the template by running the following cmdlet.
Item-AzSubscriptionDeployment -location -Template file deploy.json For each or the following statements, select Yes il the statement is bue. Otherwise, select No.
NOTE: Each correct selection is worth one point.

Answer Area

Statements	Yes	No
The commands will create four new resources.	<input type="radio"/>	<input type="radio"/>
The commands will create storage accounts in the West US Azure region.	<input type="radio"/>	<input type="radio"/>
The first storage account that is created will have a prefix of 0.	<input type="radio"/>	<input type="radio"/>

Answer Area

Answer:

Statements	Yes	No
The commands will create four new resources.	<input checked="" type="radio"/>	<input type="radio"/>
The commands will create storage accounts in the West US Azure region.	<input type="radio"/>	<input checked="" type="radio"/>
The first storage account that is created will have a prefix of 0.	<input checked="" type="radio"/>	<input type="radio"/>

- A. Mastered
- B. Not Mastered

Answer: A

NEW QUESTION 270

.....

Thank You for Trying Our Product

We offer two products:

1st - We have Practice Tests Software with Actual Exam Questions

2nd - Questions and Answers in PDF Format

AZ-104 Practice Exam Features:

- * AZ-104 Questions and Answers Updated Frequently
- * AZ-104 Practice Questions Verified by Expert Senior Certified Staff
- * AZ-104 Most Realistic Questions that Guarantee you a Pass on Your FirstTry
- * AZ-104 Practice Test Questions in Multiple Choice Formats and Updatesfor 1 Year

100% Actual & Verified — Instant Download, Please Click
[Order The AZ-104 Practice Test Here](#)